



Grenada, Carriacou and Petite Martinique

Statistical Report of the Parliamentary Elections Office

on the

General Elections

held on

Tuesday 19th February, 2013

2013

Grenada Parliamentary Elections Office

2013 General Elections Results Summary

This gives a total summary of the 2013 Elections in all of the constituencies. The graphs and charts consolidate the data from the tables and the report is disaggregated by polling stations. All data is checked and verified.



2013 General Elections Results Summary

This gives a total summary of the 2013 Elections in the fifteen (15) constituencies. The graphs and charts consolidate the data from the tables and the reports is disaggregated by polling stations.

All data is checked and verified.

Contents

Statistical Report.....	5
Constituency of Carriacou & Petite Martinique [A]	7
Constituency of Saint Andrew South East [B].....	8
Constituency of Saint Andrew South West [C]	9
Constituency of Saint Andrew North East [D]	10
Constituency of Saint Andrew North West [E]	11
Constituency of Saint David [F]	12
Constituency of Town of Saint George [G]	13
Constituency of Saint George North East (H)	14
Constituency of Saint George North West [J]	15
Constituency of Saint George South East [K].....	16
Constituency of Saint George South [L].....	17
Constituency of Saint John [M]	18
Constituency of Saint Mark [N]	19
Constituency of Saint Patrick East [P]	20
Constituency of Saint Patrick West [R].....	21
FINAL SUMMARY TABLE.....	22
Polling Divisions Summary.....	23
Constituency of Carriacou & Petite Martinique [A]	23
Constituency of Saint Andrew South East [B].....	28
Constituency of Saint Andrew South West [C]	32
Constituency of Saint Andrew North East [D]	38
Constituency of Saint Andrew North West [E]	44
Constituency of Saint David [F]	48
Constituency of Town of Saint George [G]	56
Constituency of Saint George North East (H)	61
Constituency of Saint George North West [J]	69
Constituency of Saint George South East [K].....	74
Constituency of Saint George South [L].....	79

Constituency of Saint John [M]	87
Constituency of Saint Mark [N]	92
Constituency of Saint Patrick East [P]	96
Constituency of Saint Patrick West [R].....	100
Final Summary.....	104

**Statistical Report of the Parliamentary Elections Office
(Supervisor of Elections) on the General Elections held on
Tuesday 19th February, 2013**



Giving







- a) The number of votes polled for each candidate, by polling division;
- b) The number of rejected ballots;
- c) The number of spoilt ballots;
- d) The number of Registered Voters on the list of electors and on the list of special electors;
- e) Any other information that it may seem fit to include.

Results

The results revealed that the main opposition New National Party won the fifteen (15) seats contested, receiving a total of 32,205 of the votes cast – 58.49%. The ruling National Democratic Congress received 22,377 votes – 40.46%.

The names of the contesting political parties, their symbols and descriptions thereof, as well as the number of candidates are given in the following table.

Name of Political Party	Abbreviated Initial	Symbol	No. of Candidates	Votes Received	Percent
New National Party	NNP		15	32,205	58.49%
National Democratic Congress	NDC		15	22,377	40.46%

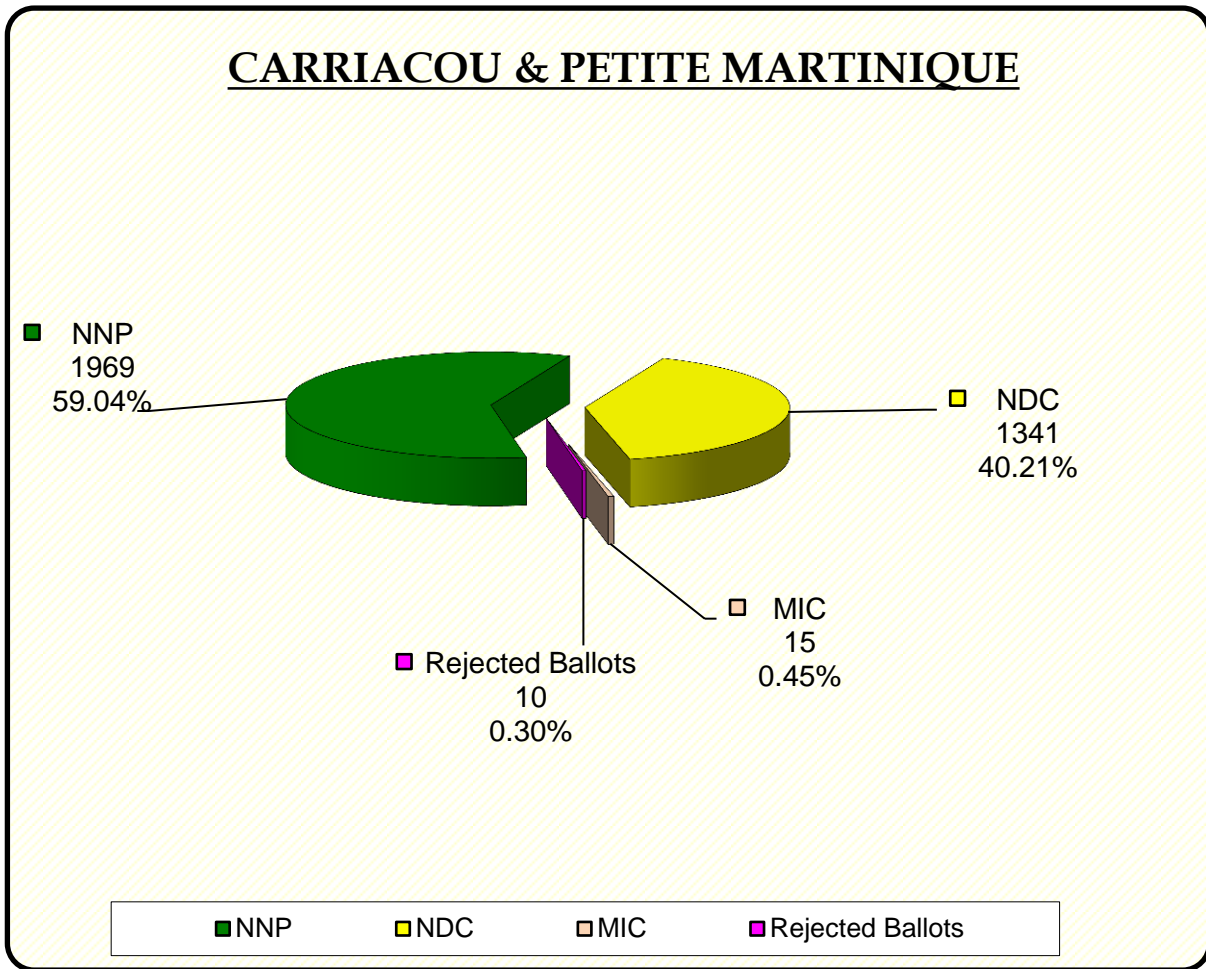
National United Front	NUF			186	0.34%
Movements of Independent Candidates	MIC			25	0.05%
Grenada Renaissance Party	GRC			20	0.04%
Good Old Democracy	GOD			14	0.03%
Grenada United Patriotic Movement	GUPM			14	0.03%
People's United Labour Party	PULP			11	0.02%
Independent				5	0.01%

Constituency of Carriacou & Petite Martinique [A]

Polling Divisions A01 -A11

	Police Included	25
	Addendum	
Number of Registered Voters	3840	Included
		0

NAME OF CANDIDATES	PARTY	VOTES	% Of Votes Cast
Elvin G. Nimrod	NNP	1969	59.04
Randolph H. Fleary	NDC	1341	40.21
Clint John	MIC	15	0.45
	Rejected Ballots	10	0.30
Total Ballots Cast		3335	100.00
<i>Spoilt Ballots</i>		<i>0</i>	



Constituency of Saint Andrew South East [B]

Polling Divisions B01 - B10

Number of Registered Voters

3617

Police Included

55

Addendum Included

0

NAME OF CANDIDATES

PARTY

VOTES

% Of Votes Cast

Emmalin Pierre

N.N.P.

2042

61.73

Patrick Simmons

N.D.C.

1255

37.94

Rejected Ballots

11

0.33

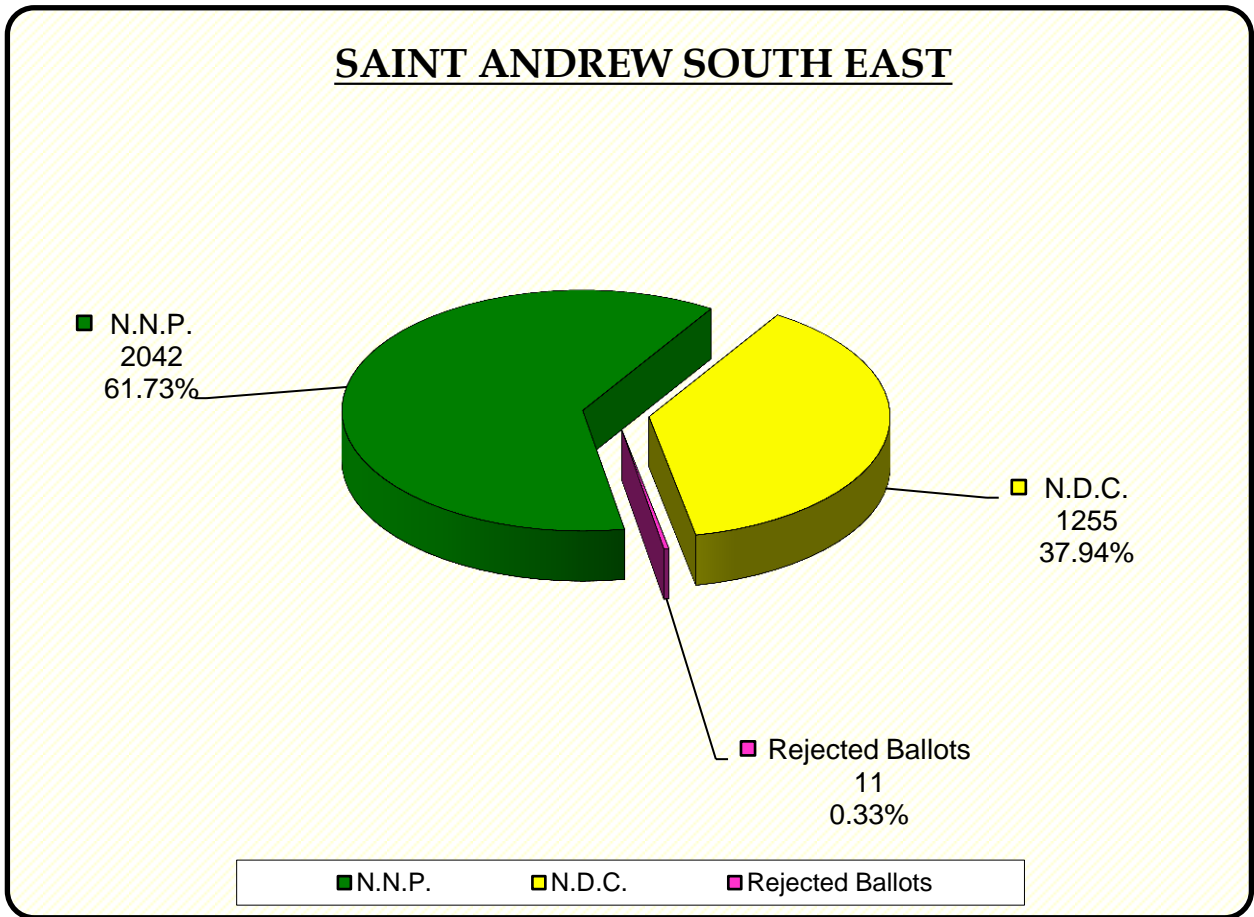
Total Ballots Cast

3308

100.00

Spoilt Ballots

0

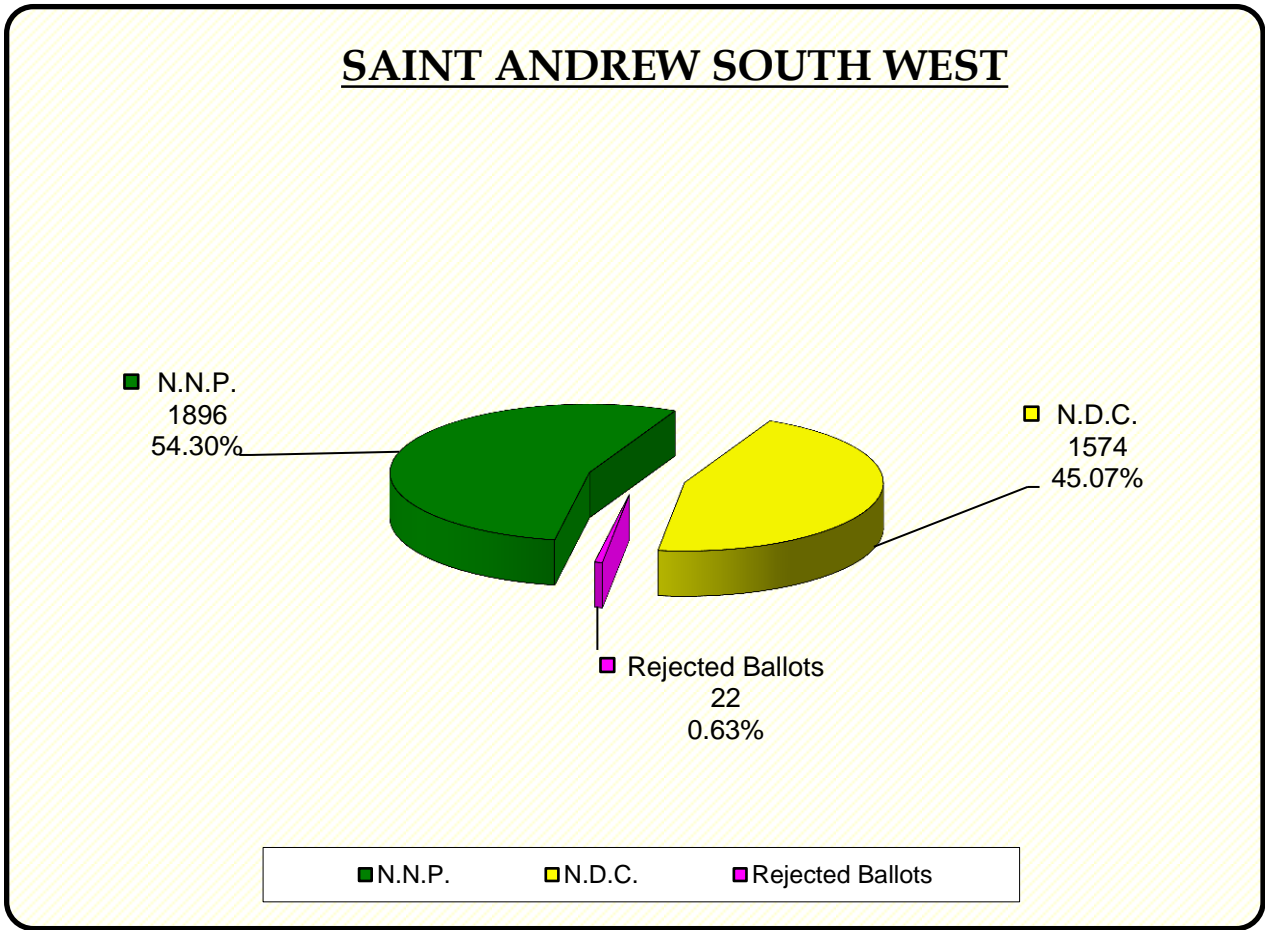


Constituency of Saint Andrew South West [C]

Polling Divisions C01 - C14

	Police Included	65
Number of Registered Voters	3983	Addendum Included
		0

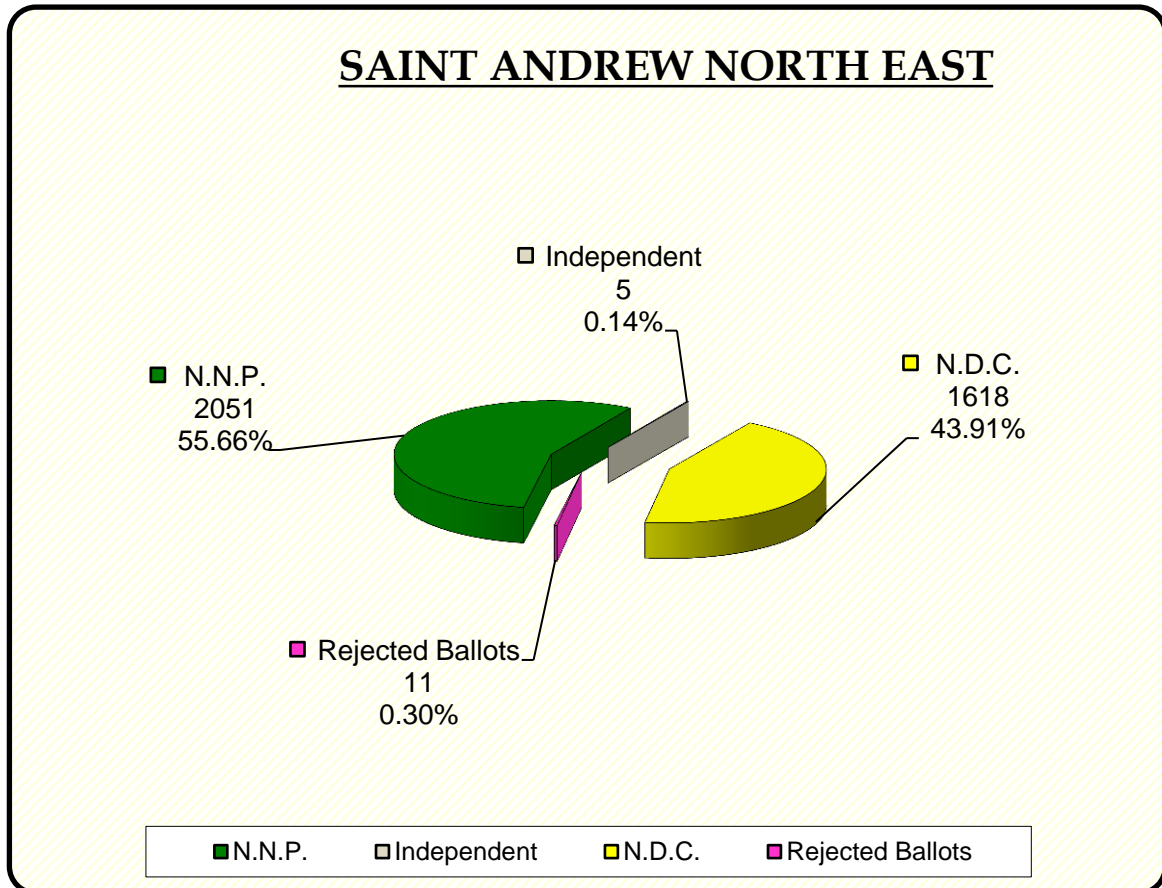
NAME OF CANDIDATES	PARTY	VOTES	% Of Votes Cast
Yolande Bain-Horsford	N.N.P.	1896	54.30
Sylvester Quarless	N.D.C.	1574	45.07
	Rejected Ballots	22	0.63
Total Ballots Cast		3492	100.00
<i>Spoilt Ballots</i>	0		



Constituency of Saint Andrew North East [D]


Polling Divisions D01 - D07

	Police Included	93
	Addendum	
Number of Registered Voters	4109	Included
		0
NAME OF CANDIDATES	PARTY	VOTES
Roland Bhola	N.N.P.	2051
Raleigh Date	Independent	5
Terry Hillaire	N.D.C.	1618
	Rejected	
	Ballots	11
Total Ballots Cast		3685
<i>Spoilt Ballots</i>	0	100.00



Constituency of Saint Andrew North West [E]

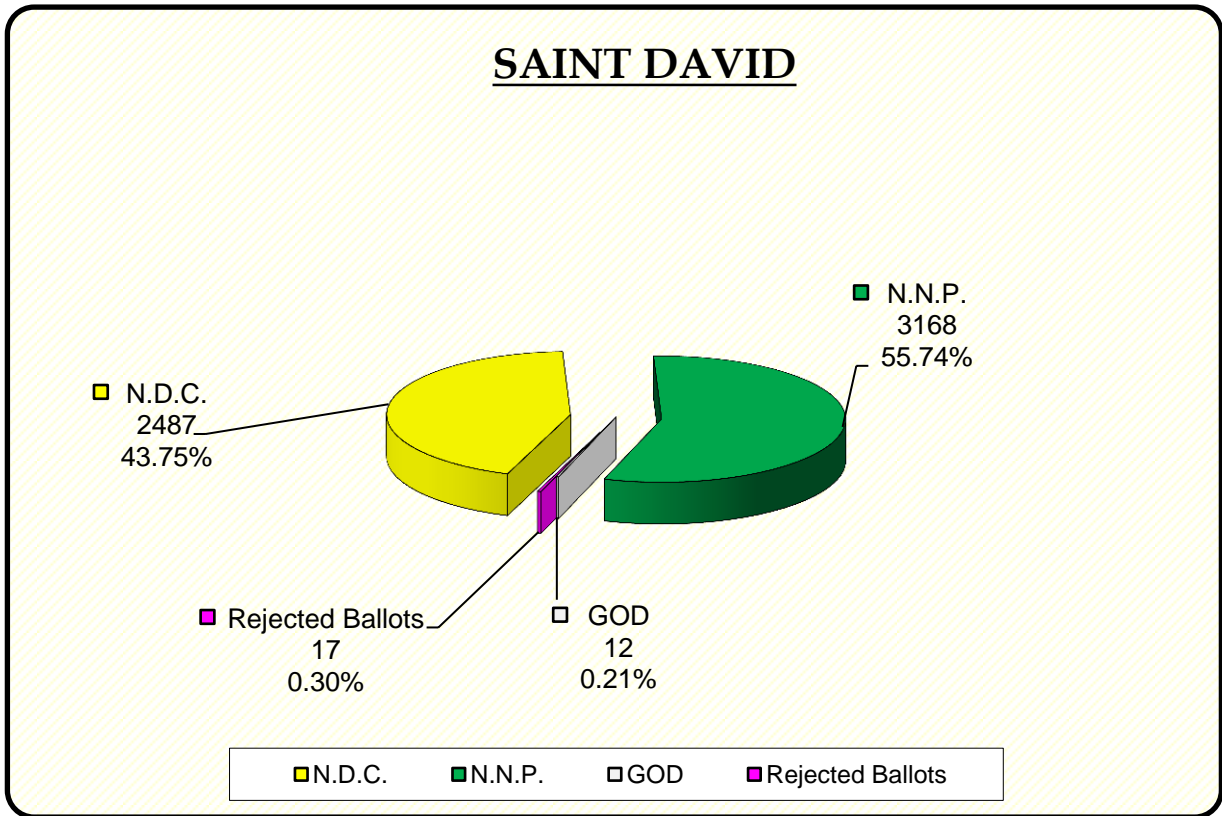
Polling Divisions E01 - E07		Police Included	71
Number of Registered Voters	3569	Addendum Included	0
NAME OF CANDIDATES	PARTY	VOTES	% Of Votes Cast
Alleyne Walker	N.D.C.	1450	44.55
Delma Thomas	N.N.P.	1790	54.99
	Rejected Ballots	15	0.46
Total Ballots Cast		3255	100.00
<i>Spoilt Ballots</i>	0		



Constituency of Saint David [F]

Polling Divisions F01 - F12

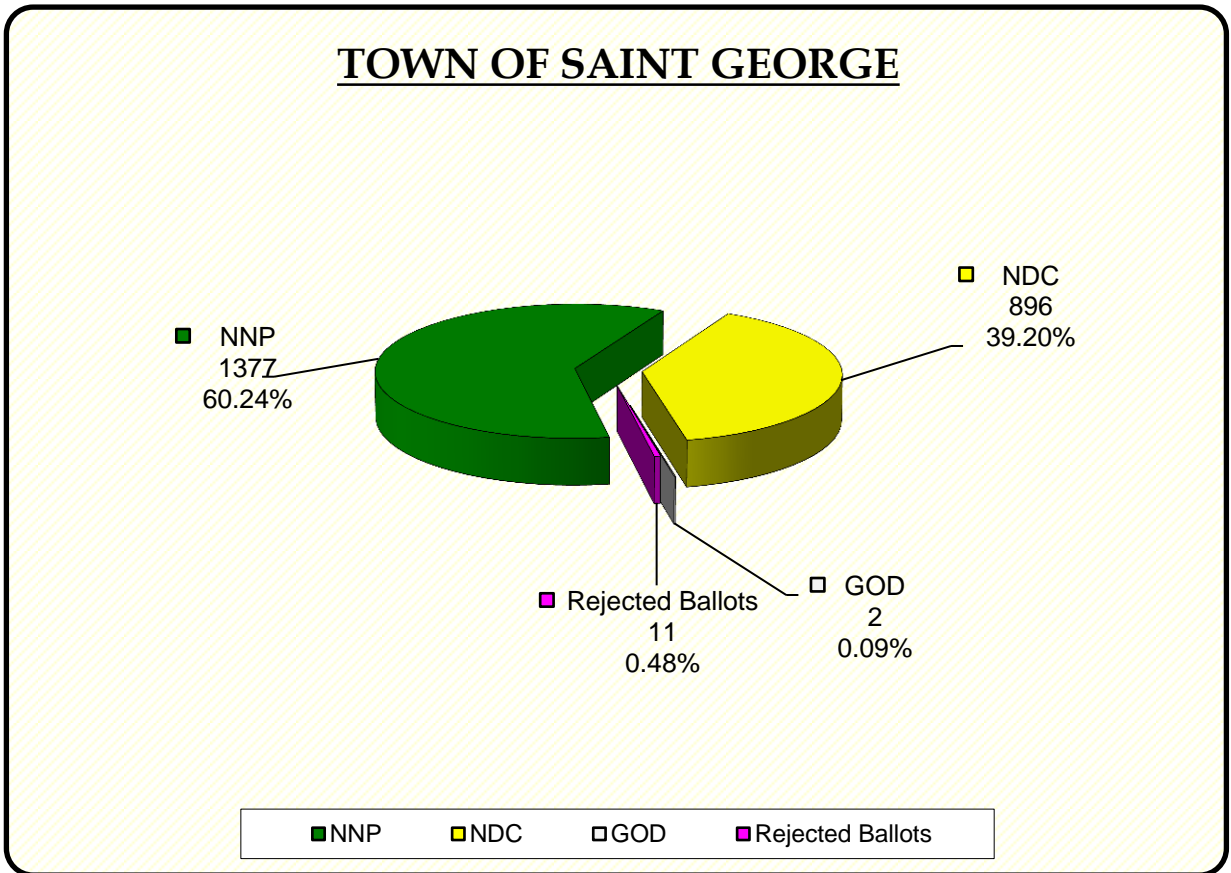
	Police Included	104
Number of Registered Voters	6346	Addendum Included 1
NAME OF CANDIDATES	PARTY	VOTES
Adrian Augustine Thomas	N.D.C.	2487
Oliver Thomas Joseph	N.N.P.	3168
Justin Mc Burnie	GOD	12
	Rejected	
	Ballots	17
Total Ballots Cast		5684
<i>Spoilt Ballots</i>	0	100.00



Constituency of Town of Saint George [G]

Polling Divisions G01 - G10

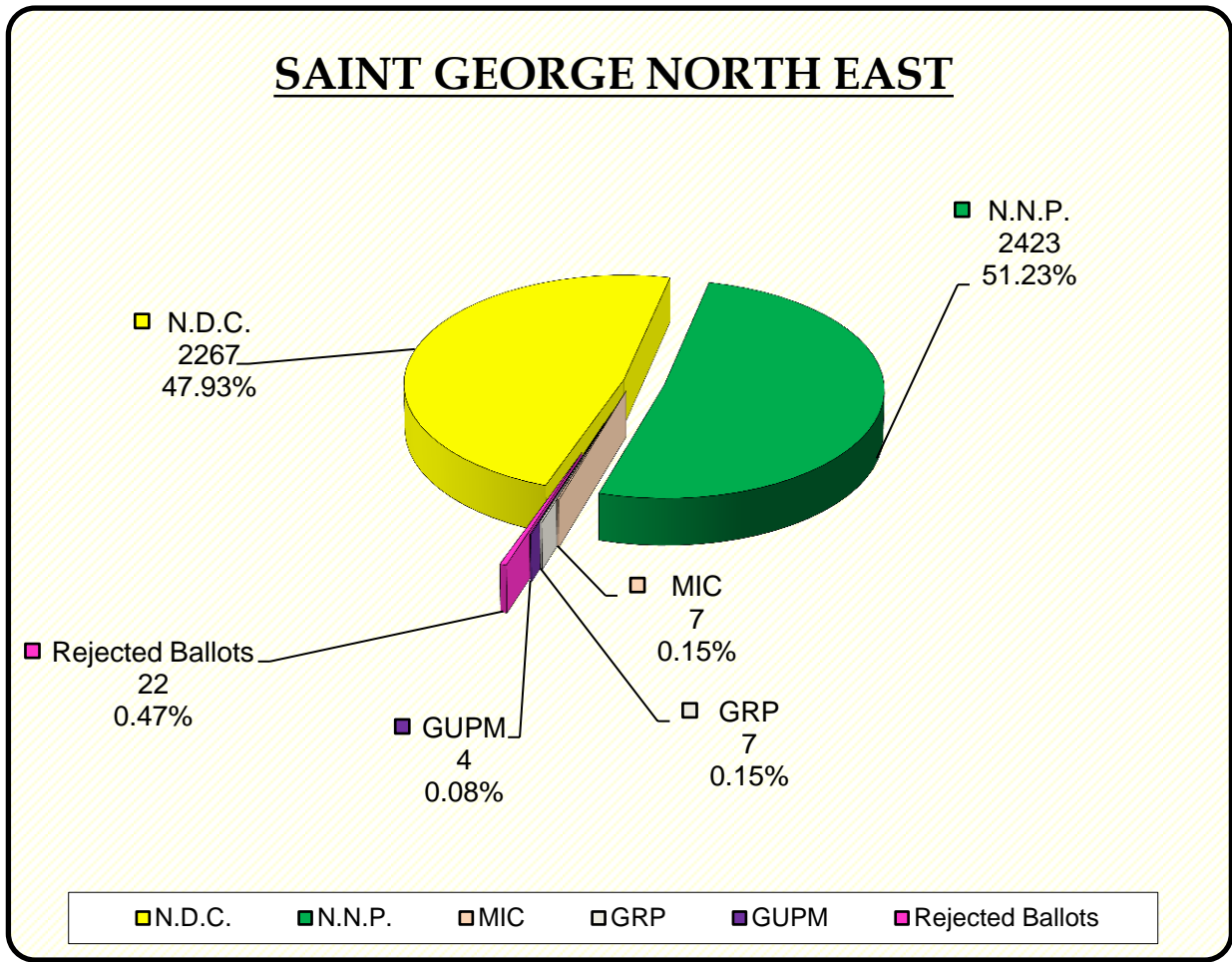
	Police Included		34
	Addendum		
Number of Registered Voters	2635	Included	1
NAME OF CANDIDATES	PARTY	VOTES	% Of Votes Cast
Nickolas Steele	NNP	1377	60.24
Franka E. R. Alexis-Bernadine	NDC	896	39.20
Simon Sandiford	GOD	2	0.09
	Rejected Ballots	11	0.48
Total Ballots Cast		2286	100.00
<i>Spoilt Ballots</i>	0		



Constituency of Saint George North East (H)

Polling Divisions H01 - H09

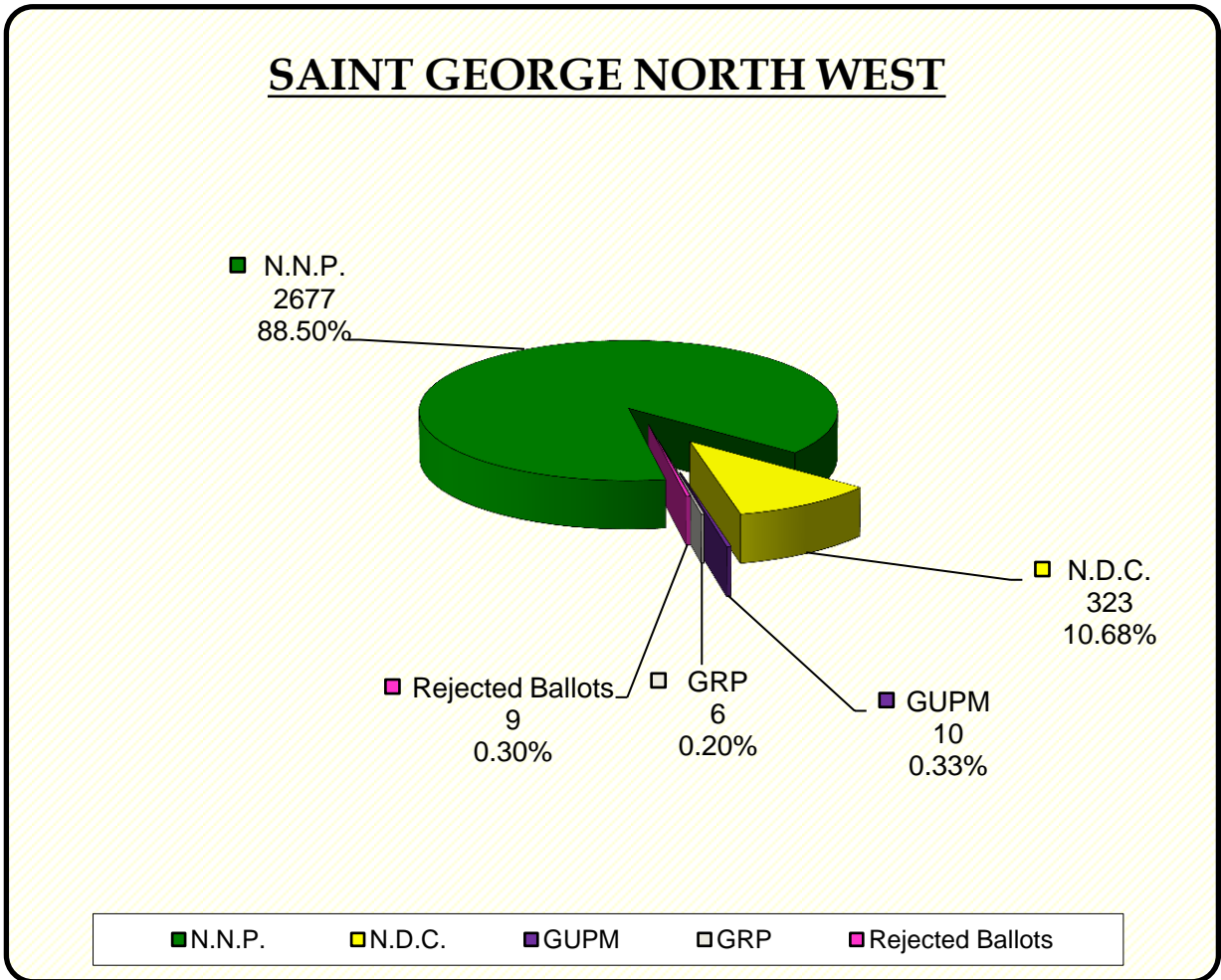
	Police Included	71	
Number of Registered Voters	5386	Addendum Included	1
NAME OF CANDIDATES	PARTY	VOTES	% Of Votes Cast
Nazim V. Burke	N.D.C.	2267	47.93
Tobias Clement	N.N.P.	2423	51.23
Lawrence Amedé	MIC	7	0.15
Martin Washington Edwards	GRP	7	0.15
Oswald Roderick Mc Burnie	GUPM	4	0.08
	Rejected Ballots	22	0.47
Total Ballots Cast		4730	100.00
<i>Spoilt Ballots</i>	0		



Constituency of Saint George North West [J]

Polling Divisions J01 - J07

	Police Included	36	
Number of Registered Voters	3416	Addendum Included	0
NAME OF CANDIDATES	PARTY	VOTES	% Of Votes Cast
Keith Claudius Mitchell	N.N.P.	2677	88.50
Ali Anthony Brian Dowden	N.D.C.	323	10.68
Oswald Peter	GUPM	10	0.33
Desmond Cuthbert Sandy	GRP	6	0.20
	Rejected Ballots	9	0.30
Total Ballots Cast		3025	100.00
<i>Spoilt Ballots</i>		<i>0</i>	

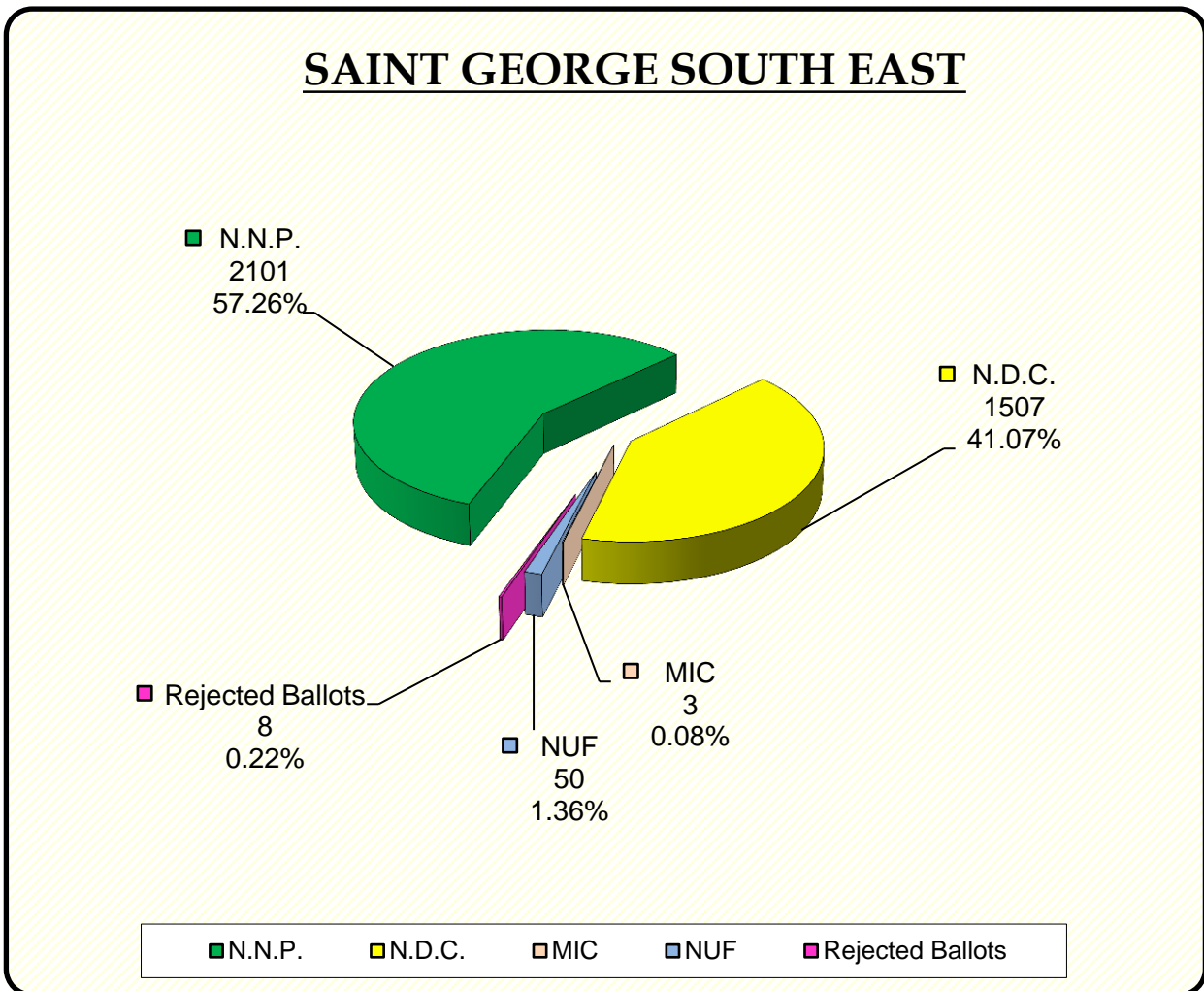


Constituency of Saint George South East [K]

Polling Divisions K01 - K10

	Police Included	47
Number of Registered Voters	4168	Addendum Included 2

NAME OF CANDIDATES	PARTY	VOTES	% Of Votes Cast
Clarence Gregory Bowen	N.N.P.	2101	57.26
Randal Montgomery Robinson	N.D.C.	1507	41.07
Abdurraheem A. Jones	MIC	3	0.08
Ferron Curlan Lowe	NUF	50	1.36
	Rejected Ballots	8	0.22
Total Ballots Cast		3669	100.00
<i>Spoilt Ballots</i>		0	



Constituency of Saint George South [L]

Polling Divisions Lo1 - Lo8

Number of Registered Voters

7097

Police Included

61

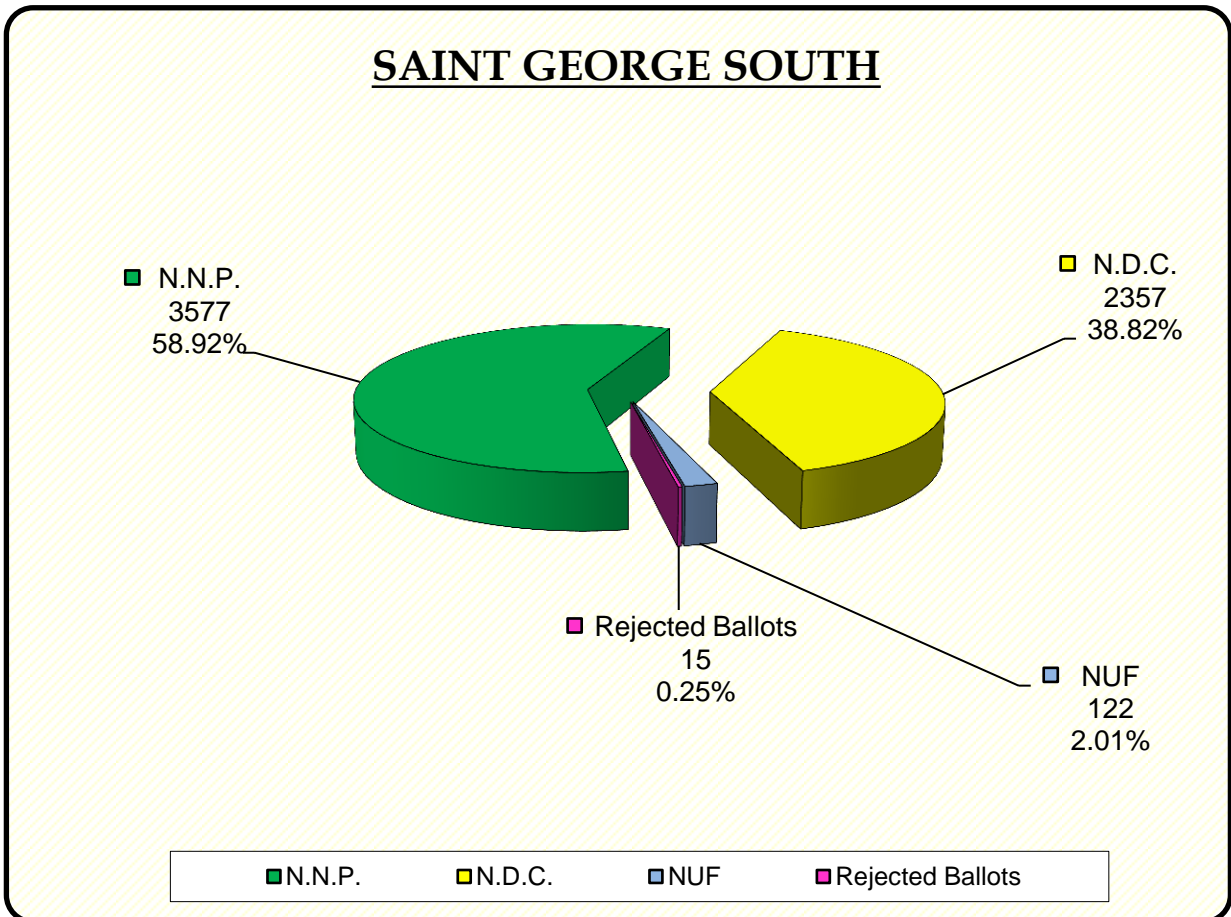
Addendum Included

1

NAME OF CANDIDATES	PARTY	VOTES	% Of Votes Cast
Alexandra Otway-noel	N.N.P.	3577	58.92
Bernadette Merle Byer	N.D.C.	2357	38.82
Glynis Claudia B. Roberts	NUF	122	2.01
	Rejected Ballots	15	0.25
Total Ballots Cast		6071	100.00

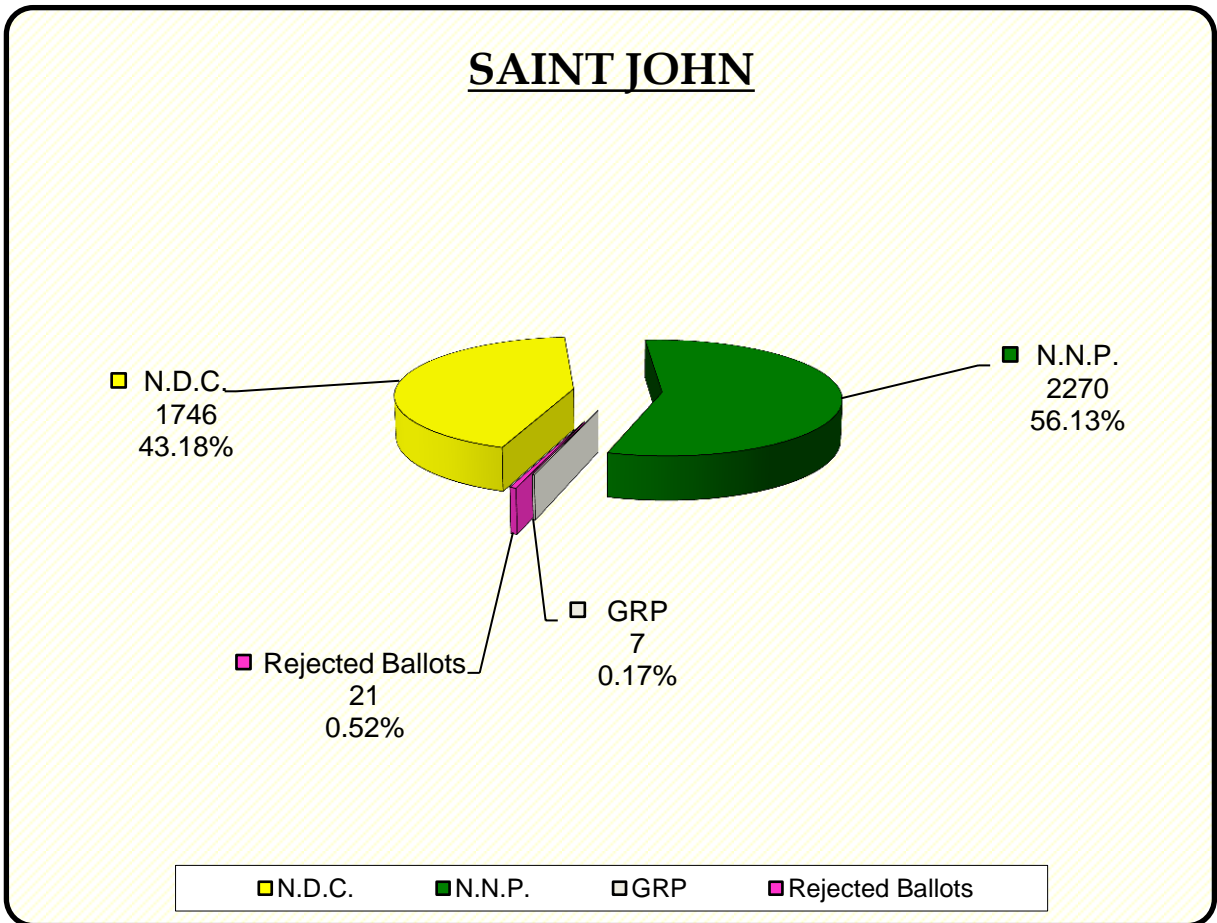
Spoilt Ballots

0



Constituency of Saint John [M]

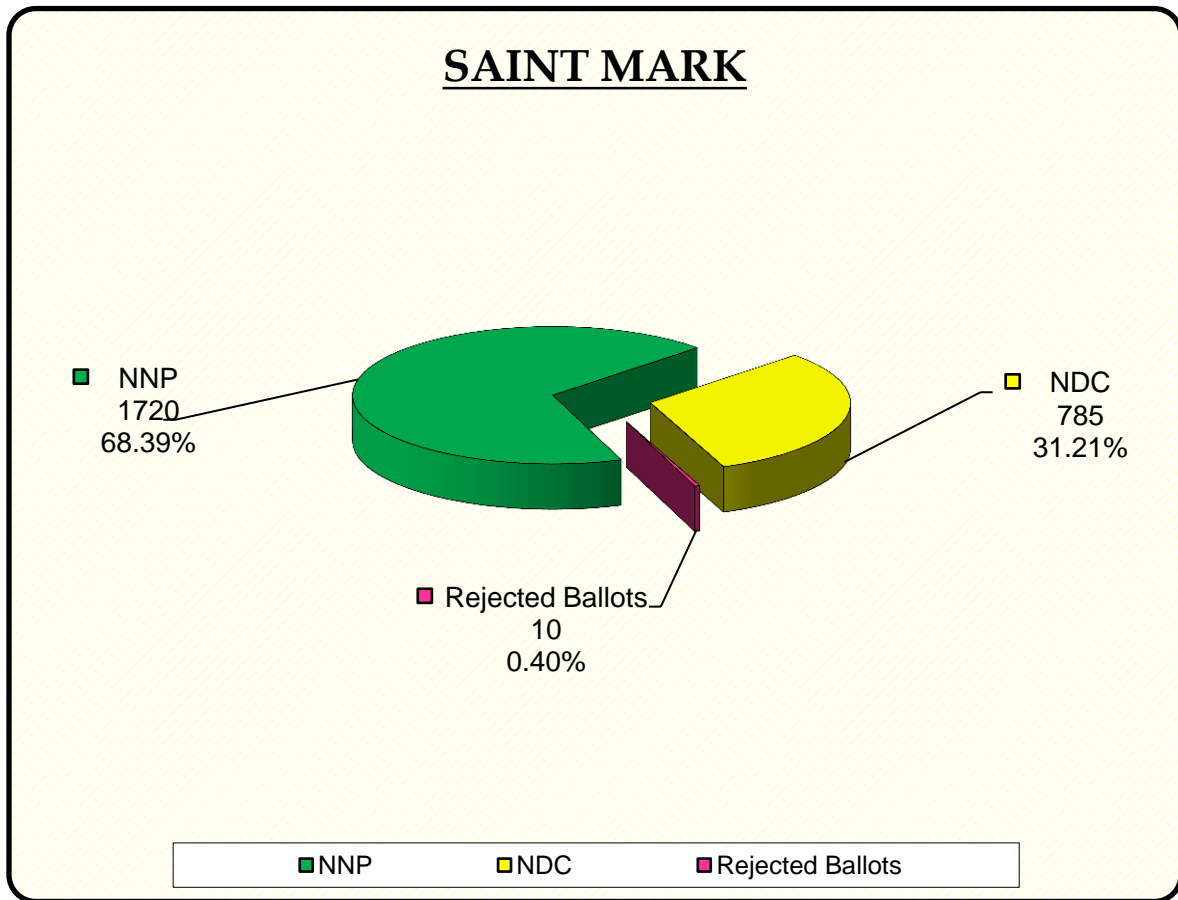
Polling Divisions M01 - M09		Police Included	60	
Number of Registered Voters		4584	Addendum Included	1
NAME OF CANDIDATES	PARTY	VOTES	% Of Votes Cast	
George A. Vincent	N.D.C.	1746	43.18	
Alvin Martin Da Breo	N.N.P.	2270	56.13	
Lyntonia Welch	GRP	7	0.17	
	Rejected Ballots	21	0.52	
Total Ballots Cast		4044	100.00	
<i>Spoilt Ballots</i>	3			



Constituency of Saint Mark [N]

Polling Station No1 - No6

	Police Included	37	
Number of Registered Voters	2830	Addendum Included	1
% Of Votes Cast			
NAME OF CANDIDATES	PARTY	VOTES	
Clarice Modeste-Curwen	NNP	1720	68.39
Denneth Mathew Modeste	NDC	785	31.21
	Rejected Ballots	10	0.40
Total Ballots Cast		2515	100.00
<i>Spoilt Ballots</i>	0		



Constituency of Saint Patrick East [P]

Polling Stations Po1 - Po6

Number of Registered Voters

3011

Police Included

48

Addendum Included

1

NAME OF CANDIDATES

PARTY

VOTES

% Of Votes Cast

Clifton David Paul

N.N.P.

1405

51.62

Tillman Joseph Thomas

N.D.C.

1277

46.91

Valdon Crosley Paul

NUF

14

0.51

Winston Earl Frederick

PULP

11

0.40

Rejected Ballots

15

0.55

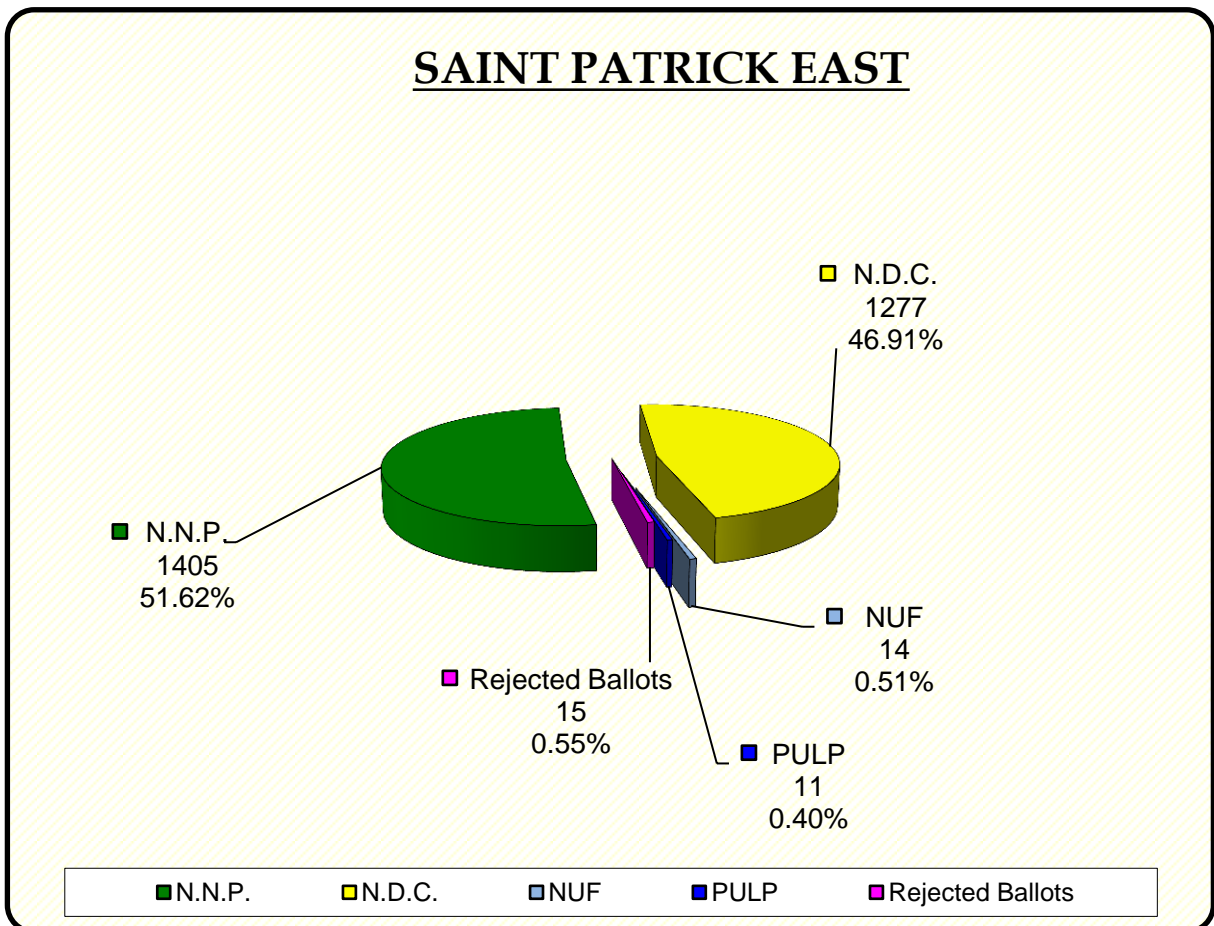
Total Ballots Cast

2722

100.00

Spoilt Ballots

9



Constituency of Saint Patrick West [R]

Polling Station R01 - R09

Number of Registered Voters 3564

Police Included 71

Addendum Included 0

NAME OF CANDIDATES

PARTY

VOTES

% Of Votes Cast

Anthony Boatswain

NNP

1739

53.72

Joseph Andall

NDC

1494

46.15

Rejected Ballots

4

0.12

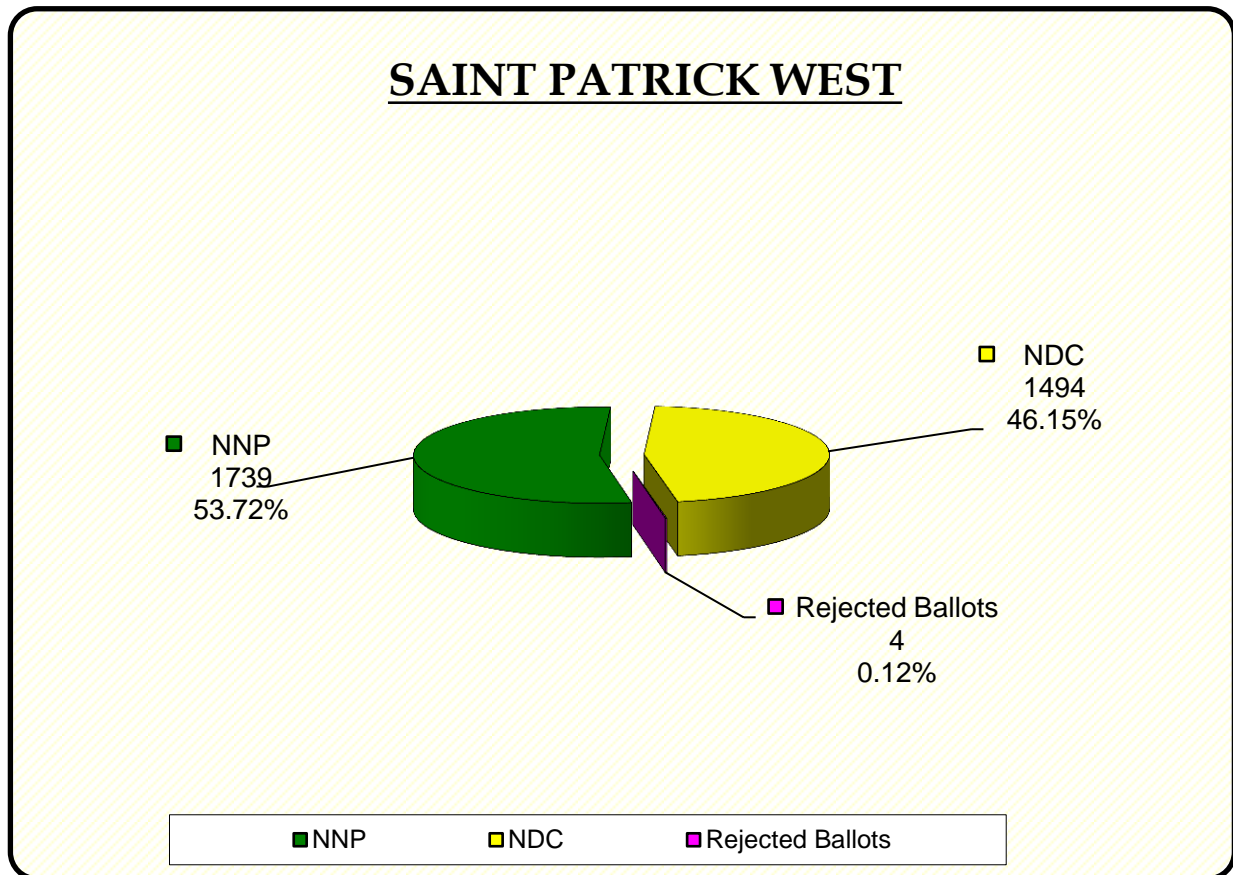
Total Ballots Cast

3237

100.00

Spoilt Ballots

0



FINAL SUMMARY TABLE

PARTY	Votes Cast	% Of Votes Cast	% Of Votes Registered
N.N.P.	32205	58.49	51.81
N.D.C.	22377	40.64	36.00
MIC	25	0.05	0.04
NUF	186	0.34	0.30
G.O.D.	14	0.03	0.02
GRP	20	0.04	0.03
GUPM	14	0.03	0.02
PULP	11	0.02	0.02
Independents	5	0.01	0.01
Rejected Ballots	201	0.37	0.32
Total	55058	100.00	88.58
Number of Voters As Per List Dated 31st January,2013			62155
TOTAL NUMBER OF REGISTERED VOTERS			62155

Spoilt Ballots

12

Polling Divisions Summary

Constituency of Carriacou & Petite Martinique [A]

Polling Division

A01 - Windward Medical Station

Number of Registered Voters	238	Addendum Included	0
NAME OF CANDIDATES	PARTY	VOTES	% Of Votes Cast
George Elvin Nimrod	NNP	119	58.05
Randolph H. Fleary	NDC	85	41.46
Clint John	MIC	1	0.49
Rejected Ballots		0	0.00
Total Ballots Cast		205	100.00
<i>Spoilt Ballots</i>	<i>0</i>		

Polling Division

A02 - Bogles Community Centre

Number of Registered Voters	266	Addendum Included	0
NAME OF CANDIDATES	PARTY	VOTES	% Of Votes Cast
Elvin G. Nimrod	NNP	125	55.56
Randolph H. Fleary	NDC	97	43.11
Clint John	MIC	3	1.33
Rejected Ballots		0	0.00
Total Ballots Cast		225	100.00
<i>Spoilt Ballots</i>	<i>0</i>		

Polling Division

A03 - Dover Government School

Number of Registered Voters	319	Addendum Included	0
NAME OF CANDIDATES	PARTY	VOTES	% Of Votes Cast
Elvin G. Nimrod	NNP	135	50.56
Randolph H. Fleary	NDC	123	46.07
Clint John	MIC	6	2.25
Rejected Ballots		3	1.12
Total Ballots Cast		267	100.00
<i>Spoilt Ballots</i>	<i>0</i>		

Polling Division

A04 - Mt. Pleasant Government Community Centre

Number of Registered Voters	202	Addendum Included	0
NAME OF CANDIDATES	PARTY	VOTES	% Of Votes Cast
Elvin G. Nimrod	NNP	80	45.98
Randolph H. Fleary	NDC	93	53.45
Clint John	MIC	1	0.57
Rejected Ballots		0	0.00
Total Ballots Cast		174	100.00
<i>Spoilt Ballots</i>	0		

Polling Division

A05 - Top Hill R.C. Church

Number of Registered Voters	265	Addendum Included	0
NAME OF CANDIDATES	PARTY	VOTES	% Of Votes Cast
Elvin G. Nimrod	NNP	149	61.07
Randolph H. Fleary	NDC	93	38.11
Clint John	MIC	0	0.00
Rejected Ballots		2	0.82
Total Ballots Cast		244	100.00
<i>Spoilt Ballots</i>	0		

Polling Division

A06 (a) - Hillsborough Government School

Number of Registered Voters	207	Addendum Included	0
NAME OF CANDIDATES	PARTY	VOTES	% Of Votes Cast
Elvin G. Nimrod	NNP	114	62.30
Randolph H. Fleary	NDC	69	37.70
Clint John	MIC	0	0.00
Rejected Ballots		0	0.00
Total Ballots Cast		183	100.00
<i>Spoilt Ballots</i>	0		

Polling Division

A06 (b) - Hillsborough Government School

Number of Registered Voters	200	Addendum Included	0
NAME OF CANDIDATES	PARTY	VOTES	% Of Votes Cast
Elvin G. Nimrod	NNP	78	44.83
Randolph H. Fleary	NDC	95	54.60
Clint John	MIC	0	0.00
Rejected Ballots		1	0.57
Total Ballots Cast		174	100.00
<i>Spoilt Ballots</i>		<i>0</i>	

Polling Division

A07 - Hillsborough Police Station

Number of Registered Voters	243	Police Included Addendum Included	25 0
NAME OF CANDIDATES	PARTY	VOTES	% Of Votes Cast
Elvin G. Nimrod	NNP	142	63.11
Randolph H. Fleary	NDC	82	36.44
Clint John	MIC	1	0.44
Rejected Ballots		0	0.00
Total Ballots Cast		225	100.00
<i>Spoilt Ballots</i>		<i>0</i>	

Polling Division

A08 - TAMCC Campus, Brunswick

Number of Registered Voters	359	Addendum Included	0
NAME OF CANDIDATES	PARTY	VOTES	% Of Votes Cast
Elvin G. Nimrod	NNP	244	76.25
Randolph H. Fleary	NDC	74	23.13
Clint John	MIC	1	0.31
Rejected Ballots		1	0.31
Total Ballots Cast		320	100.00
<i>Spoilt Ballots</i>		<i>0</i>	

Polling Division

A09 (a) - L'Esterre R.C. School

Number of Registered Voters	280	Addendum Included	0
NAME OF CANDIDATES	PARTY	VOTES	% Of Votes Cast
Elvin G. Nimrod	NNP	149	60.57
Randolph H. Fleary	NDC	96	39.02
Clint John	MIC	0	0.00
Rejected Ballots		1	0.41
Total Ballots Cast		246	100.00
<i>Spoilt Ballots</i>		0	

Polling Division

A09 (b) - L'Esterre R.C. School

Number of Registered Voters	333	Addendum Included	0
NAME OF CANDIDATES	PARTY	VOTES	% Of Votes Cast
Elvin G. Nimrod	NNP	172	59.72
Randolph H. Fleary	NDC	115	39.93
Clint John	MIC	0	0.00
Rejected Ballots		1	0.35
Total Ballots Cast		288	100.00
<i>Spoilt Ballots</i>		0	

Polling Division

A10 (a) - Harvey Vale Community Centre

Number of Registered Voters	245	Addendum Included	0
NAME OF CANDIDATES	PARTY	VOTES	% Of Votes Cast
Elvin G. Nimrod	NNP	135	63.98
Randolph H. Fleary	NDC	76	36.02
Clint John	MIC	0	0.00
Rejected Ballots		0	0.00
Total Ballots Cast		211	100.00
<i>Spoilt Ballots</i>		0	

Polling Division

A10 (b) - Harvey Vale Community Centre

Number of Registered Voters		224	Addendum Included	0
NAME OF CANDIDATES	PARTY	VOTES		% Of Votes Cast
Elvin G. Nimrod	NNP	118		68.21
Randolph H. Fleary	NDC	54		31.21
Clint John	MIC	1		0.58
Rejected Ballots		0		0.00
Total Ballots Cast		173		100.00
<i>Spoilt Ballots</i>		0		

Polling Division

A11 (a) - Petite Martinique R.C. School

Number of Registered Voters		275	Addendum Included	0
NAME OF CANDIDATES	PARTY	VOTES		% Of Votes Cast
Elvin G. Nimrod	NNP	140		57.38
Randolph H. Fleary	NDC	103		42.21
Clint John	MIC	0		0.00
Rejected Ballots		1		0.41
Total Ballots Cast		244		100.00
<i>Spoilt Ballots</i>		0		

Polling Division

A11 (b) - Petite Martinique R.C. School

Number of Registered Voters		184	Addendum Included	0
NAME OF CANDIDATES	PARTY	VOTES		% Of Votes Cast
Elvin G. Nimrod	NNP	69		44.23
Randolph H. Fleary	NDC	86		55.13
Clint John	MIC	1		0.64
Rejected Ballots		0		0.00
Total Ballots Cast		156		100.00
<i>Spoilt Ballots</i>		0		

GRENADA GENERAL ELECTIONS 2013

Constituency of Saint Andrew South East [B]

Polling Division

B01 (a) - St. Andrew's Anglican Secondary School

Number of Registered Voters		280	Addendum Included	0
NAME OF CANDIDATES	PARTY		VOTES	% Of Votes Cast
Emmalin Pierre	N.N.P.		143	55.86
Patrick Simmons	N.D.C.		112	43.75
Rejected Ballots			1	0.39
Total Ballots Cast			256	100.00
<i>Spoilt Ballots</i>		<i>0</i>		

Polling Division

B01 (b) - St. Andrew's Anglican Secondary School

Number of Registered Voters		271	Addendum Included	0
NAME OF CANDIDATES	PARTY		VOTES	% Of Votes Cast
Emmalin Pierre	N.N.P.		155	61.26
Patrick Simmons	N.D.C.		98	38.74
Rejected Ballots			0	0.00
Total Ballots Cast			253	100.00
<i>Spoilt Ballots</i>		<i>0</i>		

Polling Division

B01 (c) - St. Andrew's Anglican Secondary School.

Number of Registered Voters		317	Addendum Included	0
NAME OF CANDIDATES	PARTY		VOTES	% Of Votes Cast
Emmalin Pierre	N.N.P.		150	52.82
Patrick Simmons	N.D.C.		133	46.83
Rejected Ballots			1	0.35
Total Ballots Cast			284	100.00
<i>Spoilt Ballots</i>		<i>0</i>		

Polling Division

Bo2 (a) - Grenville Police Station

Number of Registered Voters	245	Police Included	55
		Addendum Included	0
NAME OF CANDIDATES	PARTY	VOTES	% Of Votes Cast
Emmalin Pierre	N.N.P.	118	52.68
Patrick Simmons	N.D.C.	106	47.32
Rejected Ballots		0	0.00
Total Ballots Cast		224	100.00
<i>Spoilt Ballots</i>		0	

Polling Division

Bo2 (b) - Grenville Police Station

Number of Registered Voters	200	Addendum Included	0
NAME OF CANDIDATES	PARTY	VOTES	% Of Votes Cast
Emmalin Pierre	N.N.P.	79	45.14
Patrick Simmons	N.D.C.	95	54.29
Rejected Ballots		1	0.57
Total Ballots Cast		175	100.00
<i>Spoilt Ballots</i>		0	

Polling Division

Bo3 - R & J's Sports Bar, Soubise

Number of Registered Voters	258	Addendum Included	0
NAME OF CANDIDATES	PARTY	VOTES	% Of Votes Cast
Emmalin Pierre	N.N.P.	137	59.83
Patrick Simmons	N.D.C.	92	40.17
Rejected Ballots		0	0.00
Total Ballots Cast		229	100.00
<i>Spoilt Ballots</i>		0	

Polling Division

Bo4 - Post Royal Pre-School

Number of Registered Voters	211	Addendum Included	0
NAME OF CANDIDATES	PARTY	VOTES	% Of Votes Cast
Emmalin Pierre	N.N.P.	137	68.50
Patrick Simmons	N.D.C.	62	31.00
Rejected Ballots		1	0.50
Total Ballots Cast		200	100.00
<i>Spoilt Ballots</i>		0	

Polling Division

Bo5 - Marquis Pre-School

Number of Registered Voters	290	Addendum Included	0
NAME OF CANDIDATES	PARTY	VOTES	% Of Votes Cast
Emmalin Pierre	N.N.P.	188	70.41
Patrick Simmons	N.D.C.	79	29.59
Rejected Ballots		0	0.00
Total Ballots Cast		267	100.00
<i>Spoilt Ballots</i>	0		

Polling Division

Bo6 (a) - St. Giles Anglican School

Number of Registered Voters	218	Addendum Included	0
NAME OF CANDIDATES	PARTY	VOTES	% Of Votes Cast
Emmalin Pierre	N.N.P.	122	61.93
Patrick Simmons	N.D.C.	73	37.06
Rejected Ballots		2	1.02
Total Ballots Cast		197	100.00
<i>Spoilt Ballots</i>	0		

Polling Division

Bo6 (b) - St. Giles Anglican School

Number of Registered Voters	217	Addendum Included	0
NAME OF CANDIDATES	PARTY	VOTES	% Of Votes Cast
Emmalin Pierre	N.N.P.	105	53.03
Patrick Simmons	N.D.C.	93	46.97
Rejected Ballots		0	0.00
Total Ballots Cast		198	100.00
<i>Spoilt Ballots</i>	0		

Polling Division

Bo7 - Grand Bacolet Educational Centre (Church)

Number of Registered Voters	363	Addendum Included	0
NAME OF CANDIDATES	PARTY	VOTES	% Of Votes Cast
Emmalin Pierre	N.N.P.	236	71.52
Patrick Simmons	N.D.C.	91	27.58
Rejected Ballots		3	0.91
Total Ballots Cast		330	100.00
<i>Spoilt Ballots</i>	0		

Polling Division

Bo8 - Crochu R.C. School

Number of Registered Voters	177	Addendum Included	0
NAME OF CANDIDATES	PARTY	VOTES	% Of Votes Cast
Emmalin Pierre	N.N.P.	119	70.83
Patrick Simmons	N.D.C.	49	29.17
Rejected Ballots		0	0.00
Total Ballots Cast		168	100.00
<i>Spoilt Ballots</i>	0		

Polling Division

Bo9 - Crochu Skills Training Centre

Number of Registered Voters	347	Addendum Included	0
NAME OF CANDIDATES	PARTY	VOTES	% Of Votes Cast
Emmalin Pierre	N.N.P.	204	63.55
Patrick Simmons	N.D.C.	117	36.45
Rejected Ballots		0	0.00
Total Ballots Cast		321	100.00
<i>Spoilt Ballots</i>	0		

Polling Division

B10 - Hansel Japal's (Down Stairs), Mamma Cannes

Number of Registered Voters	223	Addendum Included	0
NAME OF CANDIDATES	PARTY	VOTES	% Of Votes Cast
Emmalin Pierre	N.N.P.	149	72.33
Patrick Simmons	N.D.C.	55	26.70
Rejected Ballots		2	0.97
Total Ballots Cast		206	100.00
<i>Spoilt Ballots</i>	0		

GRENADA GENERAL ELECTIONS 2013

Constituency of Saint Andrew South West [C]

Polling Division

C01 Munich R.C. School (downstairs)

Number of Registered Voters	183	Addendum Included		0
				% Of Votes Cast
NAME OF CANDIDATES	PARTY	VOTES		
Yolande Bain-Horsford	N.N.P.	95		61.29
Sylvester Quarless	N.D.C.	56		36.13
Rejected Ballots		4		2.58
Total Ballots Cast		155		100.00
<i>Spoilt Ballots</i>	0			

Polling Division

C02 Munich R.C. School (downstairs)

Number of Registered Voters	66	Addendum Included		0
				% Of Votes Cast
NAME OF CANDIDATES	PARTY	VOTES		
Yolande Bain-Horsford	N.N.P.	42		68.85
Sylvester Quarless	N.D.C.	18		29.51
Rejected Ballots		1		1.64
Total Ballots Cast		61		100.00
<i>Spoilt Ballots</i>	0			

Polling Division

C03 Mt. Carmel Medical Station

Number of Registered Voters	176	Addendum Included		0
				% Of Votes Cast
NAME OF CANDIDATES	PARTY	VOTES		
Yolande Bain-Horsford	N.N.P.	75		47.17
Sylvester Quarless	N.D.C.	82		51.57
Rejected Ballots		2		1.26
Total Ballots Cast		159		100.00
<i>Spoilt Ballots</i>	0			

Polling Division

Co4 Baptiste's Shop, De Blandeau

Number of Registered Voters	129	Addendum Included	0
			% Of Votes Cast
NAME OF CANDIDATES	PARTY	VOTES	
Yolande Bain-Horsford	N.N.P.	80	66.12
Sylvester Quarless	N.D.C.	39	32.23
Rejected Ballots		2	1.65
Total Ballots Cast		121	100.00
<i>Spoilt Ballots</i>	0		

Polling Division

Co5 Mr. Cuthbert Alexis' Shop, Richmond

Number of Registered Voters	211	Addendum Included	0
			% Of Votes Cast
NAME OF CANDIDATES	PARTY	VOTES	
Yolande Bain-Horsford	N.N.P.	124	64.58
Sylvester Quarless	N.D.C.	68	35.42
Rejected Ballots		0	0.00
Total Ballots Cast		192	100.00
<i>Spoilt Ballots</i>	0		

Polling Division

Co6 Union Community Centre

Number of Registered Voters	187	Addendum Included	0
			% Of Votes Cast
NAME OF CANDIDATES	PARTY	VOTES	
Yolande Bain-Horsford	N.N.P.	98	62.82
Sylvester Quarless	N.D.C.	57	36.54
Rejected Ballots		1	0.64
Total Ballots Cast		156	100.00
<i>Spoilt Ballots</i>	0		

Polling Division

Co7 (a) Grenville Pre-Primary School, Cook Hill Road (upstairs)

Number of Registered Voters	249	Addendum Included	0
			% Of Votes Cast
NAME OF CANDIDATES	PARTY	VOTES	
Yolande Bain-Horsford	N.N.P.	124	57.41
Sylvester Quarless	N.D.C.	92	42.59
Rejected Ballots		0	0.00
Total Ballots Cast		216	100.00
<i>Spoilt Ballots</i>	0		

Polling Division

Co7 (b) Grenville Pre-Primary School, Cook Hill Road (upstairs)

Number of Registered Voters	244	Addendum Included	0
			% Of Votes Cast
NAME OF CANDIDATES	PARTY	VOTES	
Yolande Bain-Horsford	N.N.P.	131	62.38
Sylvester Quarless	N.D.C.	78	37.14
Rejected Ballots		1	0.48
Total Ballots Cast		210	100.00
<i>Spoilt Ballots</i>	0		

Polling Division

Co8 Harford Village Community Centre (upstairs)

Number of Registered Voters	367	Addendum Included	0
			% Of Votes Cast
NAME OF CANDIDATES	PARTY	VOTES	
Yolande Bain-Horsford	N.N.P.	156	47.85
Sylvester Quarless	N.D.C.	170	52.15
Rejected Ballots		0	0.00
Total Ballots Cast		326	100.00
<i>Spoilt Ballots</i>	0		

Polling Division

C09 (a) Grand Bras Health Centre

Number of Registered Voters	196	Addendum Included	0
			% Of Votes Cast
NAME OF CANDIDATES	PARTY	VOTES	
Yolande Bain-Horsford	N.N.P.	89	50.57
Sylvester Quarless	N.D.C.	85	48.30
Rejected Ballots		2	1.14
Total Ballots Cast		176	100.00
<i>Spoilt Ballots</i>	0		

Polling Division

C09 (b) Grand Bras Health Centre

Number of Registered Voters	266	Police Included Addendum Included	65 0
			% Of Votes Cast
NAME OF CANDIDATES	PARTY	VOTES	
Yolande Bain-Horsford	N.N.P.	101	43.53
Sylvester Quarless	N.D.C.	130	56.03
Rejected Ballots		1	0.43
Total Ballots Cast		232	100.00
<i>Spoilt Ballots</i>	0		

Polling Division

C10 (a) Forde Pre-Primary School

Number of Registered Voters	193	Addendum Included	0
			% Of Votes Cast
NAME OF CANDIDATES	PARTY	VOTES	
Yolande Bain-Horsford	N.N.P.	84	48.28
Sylvester Quarless	N.D.C.	89	51.15
Rejected Ballots		1	0.57
Total Ballots Cast		174	100.00
<i>Spoilt Ballots</i>	0		

Polling Division

C10 (b) Forde Pre-Primary School

Number of Registered Voters	180	Addendum Included	0
			% Of Votes Cast
NAME OF CANDIDATES	PARTY	VOTES	
Yolande Bain-Horsford	N.N.P.	79	47.59
Sylvester Quarless	N.D.C.	86	51.81
Rejected Ballots		1	0.60
Total Ballots Cast		166	100.00
<i>Spoilt Ballots</i>	0		

Polling Division

C11 (a) Grenville Secondary School

Number of Registered Voters	195	Addendum Included	0
			% Of Votes Cast
NAME OF CANDIDATES	PARTY	VOTES	
Yolande Bain-Horsford	N.N.P.	91	50.28
Sylvester Quarless	N.D.C.	88	48.62
Rejected Ballots		2	1.10
Total Ballots Cast		181	100.00
<i>Spoilt Ballots</i>	0		

Polling Division

C11 (b) Grenville Secondary School

Number of Registered Voters	182	Addendum Included	0
			% Of Votes Cast
NAME OF CANDIDATES	PARTY	VOTES	
Yolande Bain-Horsford	N.N.P.	74	54.81
Sylvester Quarless	N.D.C.	61	45.19
Rejected Ballots		0	0.00
Total Ballots Cast		135	100.00
<i>Spoilt Ballots</i>	0		

Polling Division

C12 Holy Innocents Anglican School

Number of Registered Voters	260	Addendum Included	0
			% Of Votes Cast
NAME OF CANDIDATES	PARTY	VOTES	
Yolande Bain-Horsford	N.N.P.	125	55.80
Sylvester Quarless	N.D.C.	99	44.20
Rejected Ballots		0	0.00
Total Ballots Cast		224	100.00
<i>Spoilt Ballots</i> o	0		

Polling Division

C13 St. James Community Centre

Number of Registered Voters	338	Addendum Included	0
			% Of Votes Cast
NAME OF CANDIDATES	PARTY	VOTES	
Yolande Bain-Horsford	N.N.P.	138	47.26
Sylvester Quarless	N.D.C.	153	52.40
Rejected Ballots		1	0.34
Total Ballots Cast		292	100.00
<i>Spoilt Ballots</i> o	0		

Polling Division

C14 Birchgrove Community Centre

Number of Registered Voters	361	Addendum Included	0
			% Of Votes Cast
NAME OF CANDIDATES	PARTY	VOTES	
Yolande Bain-Horsford	N.N.P.	190	60.13
Sylvester Quarless	N.D.C.	123	38.92
Rejected Ballots		3	0.95
Total Ballots Cast		316	100.00
<i>Spoilt Ballots</i> o	0		

GRENADA GENERAL ELECTIONS 2013

Constituency of Saint Andrew North East [D]

Polling Division

Do1 (a)	Paradise Pre-Primary School		Police Included	93
			Addendum	
Number of Registered Voters	354		Included	0
				% Of Votes
NAME OF CANDIDATES	PARTY	VOTES		Cast
Roland Bhola	N.N.P.	180		56.60
Raleigh Date	Independent	2		0.63
Terry Hillaire	N.D.C.	133		41.82
Rejected Ballots		3		0.94
Total Ballots Cast		318		100.00
<i>Spoilt Ballots</i>	<i>0</i>			

Polling Division

Do1 (b)	Paradise Pre-Primary School			
			Addendum	
Number of Registered Voters	259		Included	0
				% Of Votes
NAME OF CANDIDATES	PARTY	VOTES		Cast
Roland Bhola	N.N.P.	147		65.92
Raleigh Date	Independent	0		0.00
Terry Hillaire	N.D.C.	76		34.08
Rejected Ballots		0		0.00
Total Ballots Cast		223		100.00
<i>Spoilt Ballots</i>	<i>0</i>			

Polling Division

DO1 [c] The Orchid Lodge

Number of Registered Voters	253	Addendum Included	0
			% Of Votes Cast
NAME OF CANDIDATES	PARTY	VOTES	
Roland Bhola	N.N.P.	150	66.67
Raleigh Date	Independent	0	0.00
Terry Hillaire	N.D.C.	71	31.56
Rejected Ballots		4	1.78
Total Ballots Cast		225	100.00
<i>Spoilt Ballots</i>		<i>0</i>	

Polling Division

DO2 (a) Belair Government School

Number of Registered Voters	285	Addendum Included	0
			% Of Votes Cast
NAME OF CANDIDATES	PARTY	VOTES	
Roland Bhola	N.N.P.	134	52.14
Raleigh Date	Independent	0	0.00
Terry Hillaire	N.D.C.	123	47.86
Rejected Ballots		0	0.00
Total Ballots Cast		257	100.00
<i>Spoilt Ballots</i>		<i>0</i>	

Polling Division

DO2 (b) Belair Government School

Number of Registered Voters	291	Addendum Included	0
			% Of Votes Cast
NAME OF CANDIDATES	PARTY	VOTES	
Roland Bhola	N.N.P.	114	46.53
Raleigh Date	Independent	1	0.41
Terry Hillaire	N.D.C.	130	53.06
Rejected Ballots		0	0.00
Total Ballots Cast		245	100.00
<i>Spoilt Ballots</i>		<i>0</i>	

Polling Division

Do2 (c) Belair Government School

Number of Registered Voters	230	Addendum Included	0
			% Of Votes Cast
NAME OF CANDIDATES	PARTY	VOTES	
Roland Bhola	N.N.P.	94	45.85
Raleigh Date	Independent	1	0.49
Terry Hillaire	N.D.C.	110	53.66
Rejected Ballots		0	0.00
Total Ballots Cast		205	100.00
<i>Spoilt Ballots</i>		<i>0</i>	

Polling Division

Do3 (a) Pearls Community Centre

Number of Registered Voters	274	Addendum Included	0
			% Of Votes Cast
NAME OF CANDIDATES	PARTY	VOTES	
Roland Bhola	N.N.P.	147	59.51
Raleigh Date	Independent	1	0.40
Terry Hillaire	N.D.C.	98	39.68
Rejected Ballots		1	0.40
Total Ballots Cast		247	100.00
<i>Spoilt Ballots</i>		<i>0</i>	

Polling Division

Do3 (b) Pearls Community Centre

Number of Registered Voters	254	Addendum Included	0
			% Of Votes Cast
NAME OF CANDIDATES	PARTY	VOTES	
Roland Bhola	N.N.P.	146	63.20
Raleigh Date	Independent	0	0.00
Terry Hillaire	N.D.C.	85	36.80
Rejected Ballots		0	0.00
Total Ballots Cast		231	100.00
<i>Spoilt Ballots</i>		<i>0</i>	

Polling Division

DO4 (a) Tivoli R.C. School

Number of Registered Voters	310	Addendum Included	0
			% Of Votes Cast
NAME OF CANDIDATES	PARTY	VOTES	
Roland Bhola	N.N.P.	143	51.25
Raleigh Date	Independent	0	0.00
Terry Hillaire	N.D.C.	136	48.75
Rejected Ballots		0	0.00
Total Ballots Cast		279	100.00
<i>Spoilt Ballots</i>		0	

Polling Division

DO4 (b) Tivoli R.C. School

Number of Registered Voters	319	Addendum Included	0
			% Of Votes Cast
NAME OF CANDIDATES	PARTY	VOTES	
Roland Bhola	N.N.P.	136	47.72
Raleigh Date	Independent	0	0.00
Terry Hillaire	N.D.C.	149	52.28
Rejected Ballots		0	0.00
Total Ballots Cast		285	100.00
<i>Spoilt Ballots</i>		0	

Polling Division

DO4 (c) Tivoli R.C. School

Number of Registered Voters	302	Addendum Included	0
			% Of Votes Cast
NAME OF CANDIDATES	PARTY	VOTES	
Roland Bhola	N.N.P.	123	46.24
Raleigh Date	Independent	0	0.00
Terry Hillaire	N.D.C.	142	53.38
Rejected Ballots		1	0.38
Total Ballots Cast		266	100.00
<i>Spoilt Ballots</i>		0	

Polling Division

DO5 (a) La Poterie Community Centre

Number of Registered Voters	246	Addendum Included	0
			% Of Votes Cast
NAME OF CANDIDATES	PARTY	VOTES	
Roland Bhola	N.N.P.	175	74.47
Raleigh Date	Independent	0	0.00
Terry Hillaire	N.D.C.	60	25.53
Rejected Ballots		0	0.00
Total Ballots Cast		235	100.00
<i>Spoilt Ballots</i>	0		

Polling Division

DO5 (b) La Poterie Community Centre

Number of Registered Voters	210	Addendum Included	0
			% Of Votes Cast
NAME OF CANDIDATES	PARTY	VOTES	
Roland Bhola	N.N.P.	143	73.33
Raleigh Date	Independent	0	0.00
Terry Hillaire	N.D.C.	50	25.64
Rejected Ballots		2	1.03
Total Ballots Cast		195	100.00
<i>Spoilt Ballots</i>	0		

Polling Division

DO6 Upper St. John Community Centre

Number of Registered Voters	314	Addendum Included	0
			% Of Votes Cast
NAME OF CANDIDATES	PARTY	VOTES	
Roland Bhola	N.N.P.	137	47.40
Raleigh Date	Independent	0	0.00
Terry Hillaire	N.D.C.	152	52.60
Rejected Ballots		0	0.00
Total Ballots Cast		289	100.00
<i>Spoilt Ballots</i>	0		

Polling Division

D07 Paraclete Medical Station

Number of Registered Voters

208 Addendum
Included 0

NAME OF CANDIDATES	PARTY	VOTES	% Of Votes Cast
Roland Bhola	N.N.P.	82	44.32
Raleigh Date	Independent	0	0.00
Terry Hillaire	N.D.C.	103	55.68
Rejected Ballots		0	0.00
Total Ballots Cast		185	100.00
<i>Spoilt Ballots</i>		0	

GRENADA GENERAL ELECTIONS 2013

Constituency of Saint Andrew North West [E]

Polling Division

E01 Paraclete Government School

Number of Registered Voters	197	Addendum Included	0
NAME OF CANDIDATES	PARTY	VOTES	% Of Votes Cast
Alleyne Walker	N.D.C.	49	25.79
Delma Thomas	N.N.P.	141	74.21
Rejected Ballots		0	0.00
Total Ballots Cast		190	100.00
<i>Spoilt Ballots</i>	<i>0</i>		

Polling Division

E02 (a) La Fillette R.C. School

Number of Registered Voters	306	Addendum Included	0
NAME OF CANDIDATES	PARTY	VOTES	% Of Votes Cast
Alleyne Walker	N.D.C.	125	44.64
Delma Thomas	N.N.P.	153	54.64
Rejected Ballots		2	0.71
Total Ballots Cast		280	100.00
<i>Spoilt Ballots</i>	<i>0</i>		

Polling Division

E02 (b) La Fillette R.C. School

Number of Registered Voters	356	Addendum Included	0
NAME OF CANDIDATES	PARTY	VOTES	% Of Votes Cast
Alleyne Walker	N.D.C.	149	46.56
Delma Thomas	N.N.P.	169	52.81
Rejected Ballots		2	0.63
Total Ballots Cast		320	100.00
<i>Spoilt Ballots</i>	<i>0</i>		

Polling Division

E02 (c) La Fillette R.C. School

Number of Registered Voters	336	Addendum Included	0
NAME OF CANDIDATES	PARTY	VOTES	% Of Votes Cast
Alleyne Walker	N.D.C.	132	42.72
Delma Thomas	N.N.P.	177	57.28
Rejected Ballots		0	0.00
Total Ballots Cast		309	100.00
<i>Spoilt Ballots</i>	0		

Polling Division

E03 (a) Byelands R. C. School

Number of Registered Voters	201	Addendum Included	0
NAME OF CANDIDATES	PARTY	VOTES	% Of Votes Cast
Alleyne Walker	N.D.C.	83	45.11
Delma Thomas	N.N.P.	100	54.35
Rejected Ballots		1	0.54
Total Ballots Cast		184	100.00
<i>Spoilt Ballots</i>	0		

Polling Division

E03 (b) Byelands R. C. School

Number of Registered Voters	187	Addendum Included	0
NAME OF CANDIDATES	PARTY	VOTES	% Of Votes Cast
Alleyne Walker	N.D.C.	67	38.95
Delma Thomas	N.N.P.	102	59.30
Rejected Ballots		3	1.74
Total Ballots Cast		172	100.00
<i>Spoilt Ballots</i>	0		

Polling Division

E04 (a) Night of the Quarter Moon

Number of Registered Voters	246	Addendum Included	0
NAME OF CANDIDATES	PARTY	VOTES	% Of Votes Cast
Alleyne Walker	N.D.C.	132	59.19
Delma Thomas	N.N.P.	90	40.36
Rejected Ballots		1	0.45
Total Ballots Cast		223	100.00
<i>Spoilt Ballots</i>	0		

Polling Division

E04 (b) Night of the Quarter Moon

Number of Registered Voters	289	Addendum Included	0
NAME OF CANDIDATES	PARTY	VOTES	% Of Votes Cast
Alleyne Walker	N.D.C.	148	55.64
Delma Thomas	N.N.P.	118	44.36
Rejected Ballots		0	0.00
Total Ballots Cast		266	100.00
<i>Spoilt Ballots</i>		0	

Polling Division

E05 (a) - Mirabeau Agricultural Station

Number of Registered Voters	240	Addendum Included	0
NAME OF CANDIDATES	PARTY	VOTES	% Of Votes Cast
Alleyne Walker	N.D.C.	95	45.02
Delma Thomas	N.N.P.	116	54.98
Rejected Ballots		0	0.00
Total Ballots Cast		211	100.00
<i>Spoilt Ballots</i>		0	

Polling Division

E05 (b) - Mirabeau Agricultural Station

Number of Registered Voters	345	Police Included	71
		Addendum Included	0
NAME OF CANDIDATES	PARTY	VOTES	% Of Votes Cast
Alleyne Walker	N.D.C.	124	39.74
Delma Thomas	N.N.P.	186	59.62
Rejected Ballots		2	0.64
Total Ballots Cast		312	100.00
<i>Spoilt Ballots</i>		0	

Polling Division

E05 (c) - Mirabeau Agricultural Station

Number of Registered Voters	228	Addendum Included	0
NAME OF CANDIDATES	PARTY	VOTES	% Of Votes Cast
Alleyne Walker	N.D.C.	91	44.83
Delma Thomas	N.N.P.	109	53.69
Rejected Ballots		3	1.48
Total Ballots Cast		203	100.00
<i>Spoilt Ballots</i>		0	

Polling Division

E06 Sio's Bar, Birchgrove

Number of Registered Voters

313 Addendum Included 0

NAME OF CANDIDATES	PARTY	VOTES	% Of Votes Cast
Alleyne Walker	N.D.C.	117	41.20
Delma Thomas	N.N.P.	166	58.45
Rejected Ballots		1	0.35
Total Ballots Cast		284	100.00

Spoilt Ballots 0

Polling Division

E07 Paul's Bakery, Birchgrove

Bamboo Bar, Birchgrove

Number of Registered Voters

325 Addendum Included 0

NAME OF CANDIDATES	PARTY	VOTES	% Of Votes Cast
Alleyne Walker	N.D.C.	138	45.85
Delma Thomas	N.N.P.	163	54.15
Rejected Ballots		0	0.00
Total Ballots Cast		301	100.00

Spoilt Ballots 0

GRENADA GENERAL ELECTIONS 2013

Constituency of Saint David [F]

Polling Division

F01 Perdmontemps Agricultural Station

Number of Registered Voters	306	Addendum Included	0
			% Of Votes Cast
NAME OF CANDIDATES	PARTY	VOTES	
Adrian Augustine Thomas	N.D.C.	102	37.64
Oliver Thomas Joseph	N.N.P.	169	62.36
Justin Mc Burnie	GOD	0	0.00
Rejected Ballots		0	0.00
Total Ballots Cast		271	100.00
<i>Spoilt Ballots</i>	0		

Polling Division

F02 (a) St. Dominic's R.C. Church Centre

Number of Registered Voters	293	Addendum Included	0
			% Of Votes Cast
NAME OF CANDIDATES	PARTY	VOTES	
Adrian Augustine Thomas	N.D.C.	109	40.82
Oliver Thomas Joseph	N.N.P.	158	59.18
Justin Mc Burnie	GOD	0	0.00
Rejected Ballots		0	0.00
Total Ballots Cast		267	100.00
<i>Spoilt Ballots</i>	0		

Polling Division

F02 (b) St. Dominic's R.C. Church Centre

Number of Registered Voters	248	Addendum Included	1
			% Of Votes Cast
NAME OF CANDIDATES	PARTY	VOTES	
Adrian Augustine Thomas	N.D.C.	86	38.57
Oliver Thomas Joseph	N.N.P.	137	61.43
Justin Mc Burnie	GOD	0	0.00
Rejected Ballots		0	0.00
Total Ballots Cast		223	100.00
<i>Spoilt Ballots</i>	0		

Polling Division

F03 St. Dominic's R.C. School

Number of Registered Voters	366	Addendum Included	0
NAME OF CANDIDATES	PARTY	VOTES	% Of Votes Cast
Adrian Augustine Thomas	N.D.C.	158	47.73
Oliver Thomas Joseph	N.N.P.	172	51.96
Justin Mc Burnie	GOD	1	0.30
Rejected Ballots		0	0.00
Total Ballots Cast		331	100.00
<i>Spoilt Ballots</i>	0		

Polling Division

F04 (a) Windsor Forest Pre School

Number of Registered Voters	334	Addendum Included	0
NAME OF CANDIDATES	PARTY	VOTES	% Of Votes Cast
Adrian Augustine Thomas	N.D.C.	140	44.59
Oliver Thomas Joseph	N.N.P.	173	55.10
Justin Mc Burnie	GOD	0	0.00
Rejected Ballots		1	0.32
Total Ballots Cast		314	100.00
<i>Spoilt Ballots</i>	0		

Polling Division

F04 (b) Windsor Forest Pre School

Number of Registered Voters	304	Addendum Included	0
NAME OF CANDIDATES	PARTY	VOTES	% Of Votes Cast
Adrian Augustine Thomas	N.D.C.	143	52.96
Oliver Thomas Joseph	N.N.P.	126	46.67
Justin Mc Burnie	GOD	1	0.37
Rejected Ballots		0	0.00
Total Ballots Cast		270	100.00
<i>Spoilt Ballots</i>	0		

Polling Division

F05 (a) St. Theresa's R.C. School, Vincennes

Number of Registered Voters	240	Addendum Included	0
			% Of Votes Cast
NAME OF CANDIDATES	PARTY	VOTES	
Adrian Augustine Thomas	N.D.C.	101	46.98
Oliver Thomas Joseph	N.N.P.	113	52.56
Justin Mc Burnie	GOD	1	0.47
Rejected Ballots		0	0.00
Total Ballots Cast		215	100.00
<i>Spoilt Ballots</i>	0		

F05 (b) St. Theresa's R.C. School, Vincennes

Number of Registered Voters	247	Addendum Included	0
			% Of Votes Cast
NAME OF CANDIDATES	PARTY	VOTES	
Adrian Augustine Thomas	N.D.C.	114	51.58
Oliver Thomas Joseph	N.N.P.	106	47.96
Justin Mc Burnie	GOD	0	0.00
Rejected Ballots		1	0.45
Total Ballots Cast		221	100.00
<i>Spoilt Ballots</i>	0		

Polling Division

F06 (a) Corinth Government School

Number of Registered Voters	270	Addendum Included	0
			% Of Votes Cast
NAME OF CANDIDATES	PARTY	VOTES	
Adrian Augustine Thomas	N.D.C.	112	46.47
Oliver Thomas Joseph	N.N.P.	126	52.28
Justin Mc Burnie	GOD	0	0.00
Rejected Ballots		3	1.24
Total Ballots Cast		241	100.00
<i>Spoilt Ballots</i>	0		

Polling Division

Fo6 (b) Corinth Government School

Number of Registered Voters	281	Addendum Included	0
			% Of Votes Cast
NAME OF CANDIDATES	PARTY	VOTES	
Adrian Augustine Thomas	N.D.C.	114	44.19
Oliver Thomas Joseph	N.N.P.	143	55.43
Justin Mc Burnie	GOD	0	0.00
Rejected Ballots		1	0.39
Total Ballots Cast		258	100.00
<i>Spoilt Ballots</i>	<i>0</i>		

Polling Division

Fo6 (c) Corinth Government School

Number of Registered Voters	344	Addendum Included	0
			% Of Votes Cast
NAME OF CANDIDATES	PARTY	VOTES	
Adrian Augustine Thomas	N.D.C.	127	41.50
Oliver Thomas Joseph	N.N.P.	179	58.50
Justin Mc Burnie	GOD	0	0.00
Rejected Ballots		0	0.00
Total Ballots Cast		306	100.00
<i>Spoilt Ballots</i>	<i>0</i>		

Polling Division

Fo7 St. David's R.C. School

Number of Registered Voters	302	Addendum Included	0
			% Of Votes Cast
NAME OF CANDIDATES	PARTY	VOTES	
Adrian Augustine Thomas	N.D.C.	163	59.93
Oliver Thomas Joseph	N.N.P.	105	38.60
Justin Mc Burnie	GOD	1	0.37
Rejected Ballots		3	1.10
Total Ballots Cast		272	100.00
<i>Spoilt Ballots</i>	<i>0</i>		

Polling Division

Fo8 (a) Magistrate's Court, St. David's

Number of Registered Voters	382	Police Included Addendum Included	104	0
				% Of Votes Cast
NAME OF CANDIDATES	PARTY	VOTES		
Adrian Augustine Thomas	N.D.C.	144		42.99
Oliver Thomas Joseph	N.N.P.	191		57.01
Justin Mc Burnie	GOD	0		0.00
Rejected Ballots		0		0.00
Total Ballots Cast		335		100.00
<i>Spoilt Ballots</i>		<i>0</i>		

Polling Division

Fo8 (b) - Parliamentary Elections Constituency Office, St. David's

Number of Registered Voters	210	Addendum Included		0
				% Of Votes Cast
NAME OF CANDIDATES	PARTY	VOTES		
Adrian Augustine Thomas	N.D.C.	90		49.18
Oliver Thomas Joseph	N.N.P.	90		49.18
Justin Mc Burnie	GOD	2		1.09
Rejected Ballots		1		0.55
Total Ballots Cast		183		100.00
<i>Spoilt Ballots</i>		<i>0</i>		

Polling Division

Fo9 Berean Pre-School, Marlmount

Number of Registered Voters	362	Addendum Included		0
				% Of Votes Cast
NAME OF CANDIDATES	PARTY	VOTES		
Adrian Augustine Thomas	N.D.C.	104		33.02
Oliver Thomas Joseph	N.N.P.	208		66.03
Justin Mc Burnie	GOD	1		0.32
Rejected Ballots		2		0.63
Total Ballots Cast		315		100.00
<i>Spoilt Ballots</i>		<i>0</i>		

Polling Division

F10 (a) Pomme Rose R. C. School

Number of Registered Voters	284	Addendum Included	0
			% Of Votes Cast
NAME OF CANDIDATES	PARTY	VOTES	
Adrian Augustine Thomas	N.D.C.	99	37.08
Oliver Thomas Joseph	N.N.P.	166	62.17
Justin Mc Burnie	GOD	0	0.00
Rejected Ballots		2	0.75
Total Ballots Cast		267	100.00
<i>Spoilt Ballots</i>	0		

Polling Division

F10 (b) Pomme Rose R. C. School

Number of Registered Voters	245	Addendum Included	0
			% Of Votes Cast
NAME OF CANDIDATES	PARTY	VOTES	
Adrian Augustine Thomas	N.D.C.	71	32.13
Oliver Thomas Joseph	N.N.P.	146	66.06
Justin Mc Burnie	GOD	3	1.36
Rejected Ballots		1	0.45
Total Ballots Cast		221	100.00
<i>Spoilt Ballots</i>	0		

Polling Division

F11 (a) Fraser's Saloon, La Tante

Number of Registered Voters	233	Addendum Included	0
			% Of Votes Cast
NAME OF CANDIDATES	PARTY	VOTES	
Adrian Augustine Thomas	N.D.C.	93	45.59
Oliver Thomas Joseph	N.N.P.	109	53.43
Justin Mc Burnie	GOD	1	0.49
Rejected Ballots		1	0.49
Total Ballots Cast		204	100.00
<i>Spoilt Ballots</i>	0		

Polling Division

F11 (b) Fraser's Saloon, La Tante

Number of Registered Voters	220	Addendum Included	0
			% Of Votes Cast
NAME OF CANDIDATES	PARTY	VOTES	
Adrian Augustine Thomas	N.D.C.	59	30.73
Oliver Thomas Joseph	N.N.P.	133	69.27
Justin Mc Burnie	GOD	0	
Rejected Ballots		0	0.00
Total Ballots Cast		192	100.00
<i>Spoilt Ballots</i>	0		

Polling Division

F12 (a) Westerhall Secondary School

Number of Registered Voters	336	Addendum Included	0
			% Of Votes Cast
NAME OF CANDIDATES	PARTY	VOTES	
Adrian Augustine Thomas	N.D.C.	128	44.14
Oliver Thomas Joseph	N.N.P.	161	55.52
Justin Mc Burnie	GOD	1	0.34
Rejected Ballots		0	0.00
Total Ballots Cast		290	100.00
<i>Spoilt Ballots</i>	0		

Polling Division

F12 (b) Westerhall Secondary School

Number of Registered Voters	244	Addendum Included	0
			% Of Votes Cast
NAME OF CANDIDATES	PARTY	VOTES	
Adrian Augustine Thomas	N.D.C.	100	44.84
Oliver Thomas Joseph	N.N.P.	123	55.16
Justin Mc Burnie	GOD	0	0.00
Rejected Ballots		0	0.00
Total Ballots Cast		223	100.00
<i>Spoilt Ballots</i>	0		

Polling Division

F12 (c) Westerhall Secondary School

Number of Registered Voters

295 Addendum
Included 0

NAME OF CANDIDATES	PARTY	VOTES	% Of Votes Cast
Adrian Augustine Thomas	N.D.C.	130	49.06
Oliver Thomas Joseph	N.N.P.	134	50.57
Justin Mc Burnie	GOD	0	0.00
Rejected Ballots		1	0.38
Total Ballots Cast		265	100.00
<i>Spoilt Ballots</i>	0		

GRENADA GENERAL ELECTIONS 2013

Constituency of Town of Saint George [G]

Polling Division

Go1 Magistrate's Court #1

Number of Registered Voters	84	Addendum Included	0
			% Of Votes Cast
NAME OF CANDIDATES	PARTY	VOTES	
Nickolas Steele	NNP	39	54.93
Franka E. R. Alexis-Bernadine	NDC	31	43.66
Simon Sandiford	GOD	0	0.00
Rejected Ballots		1	1.41
Total Ballots Cast		71	100.00
<i>Spoilt Ballots</i>	0		

Polling Division

Go2 - Old Wesley Hall School, Lucas Street

Number of Registered Voters	370	Addendum Included	0
			% Of Votes Cast
NAME OF CANDIDATES	PARTY	VOTES	
Nickolas Steele	NNP	197	60.80
Franka E. R. Alexis-Bernadine	NDC	125	38.58
Simon Sandiford	GOD	0	0.00
Rejected Ballots		2	0.62
Total Ballots Cast		324	100.00
<i>Spoilt Ballots</i>	0		

Polling Division

Go3 (a) National Stadium, River Road End

Number of Registered Voters	208	Addendum Included	0
			% Of Votes Cast
NAME OF CANDIDATES	PARTY	VOTES	
Nickolas Steele	NNP	117	66.10
Franka E. R. Alexis-Bernadine	NDC	60	33.90
Simon Sandiford	GOD	0	0.00
Rejected Ballots		0	0.00
Total Ballots Cast		177	100.00
<i>Spoilt Ballots</i>	0		

Polling Division

Go3 (b) National Stadium, River Road End

Number of Registered Voters	232	Addendum Included	0
			% Of Votes Cast
NAME OF CANDIDATES	PARTY	VOTES	
Nickolas Steele	NNP	146	70.19
Franka E. R. Alexis-Bernadine	NDC	59	28.37
Simon Sandiford	GOD	0	0.00
Rejected Ballots		3	1.44
Total Ballots Cast		208	100.00
<i>Spoilt Ballots</i>	0		

Polling Division

Go3 (c) National Stadium, River Road End

Number of Registered Voters	229	Addendum Included	0
			% Of Votes Cast
NAME OF CANDIDATES	PARTY	VOTES	
Nickolas Steele	NNP	117	59.39
Franka E. R. Alexis-Bernadine	NDC	79	40.10
Simon Sandiford	GOD	0	0.00
Rejected Ballots		1	0.51
Total Ballots Cast		197	100.00
<i>Spoilt Ballots</i>	0		

Polling Division

Go3 (d) National Stadium, River Road End

Number of Registered Voters	318	Addendum Included	1
			% Of Votes Cast
NAME OF CANDIDATES	PARTY	VOTES	
Nickolas Steele	NNP	186	66.91
Franka E. R. Alexis-Bernadine	NDC	91	32.73
Simon Sandiford	GOD	0	0.00
Rejected Ballots		1	0.36
Total Ballots Cast		278	100.00

Spoilt Ballots 0

Polling Division

Go3 (e) National Stadium, River Road End

Number of Registered Voters	253	Addendum Included	0
			% Of Votes Cast
NAME OF CANDIDATES	PARTY	VOTES	
Nickolas Steele	NNP	150	67.87
Franka E. R. Alexis-Bernadine	NDC	69	31.22
Simon Sandiford	GOD	1	0.45
Rejected Ballots		1	0.45
Total Ballots Cast		221	100.00

Spoilt Ballots 0

Polling Division

Go4 Marryshow House

Number of Registered Voters	132	Police Included Addendum Included	34
			0
			% Of Votes Cast
NAME OF CANDIDATES	PARTY	VOTES	
Nickolas Steele	NNP	70	58.82
Franka E. R. Alexis-Bernadine	NDC	49	41.18
Simon Sandiford	GOD	0	0.00
Rejected Ballots		0	0.00
Total Ballots Cast		119	100.00

Spoilt Ballots 0

Polling Division

G05 Parliamentary Elections Office, GUT Building

Number of Registered Voters	204	Addendum Included	0
			% Of Votes Cast
NAME OF CANDIDATES	PARTY	VOTES	
Nickolas Steele	NNP	89	51.74
Franka E. R. Alexis-Bernadine	NDC	81	47.09
Simon Sandiford	GOD	0	0.00
Rejected Ballots		2	1.16
Total Ballots Cast		172	100.00

Spoilt Ballots 0

Polling Division

G06 Berean Christian Academy, Lucas Street

Number of Registered Voters	269	Addendum Included	0
			% Of Votes Cast
NAME OF CANDIDATES	PARTY	VOTES	
Nickolas Steele	NNP	115	49.78
Franka E. R. Alexis-Bernadine	NDC	116	50.22
Simon Sandiford	GOD	0	0.00
Rejected Ballots		0	0.00
Total Ballots Cast		231	100.00

Spoilt Ballots 0

Polling Division

G07 St. George's Anglican Senior School

Number of Registered Voters	25	Addendum Included	0
			% Of Votes Cast
NAME OF CANDIDATES	PARTY	VOTES	
Nickolas Steele	NNP	10	45.45
Franka E. R. Alexis-Bernadine	NDC	12	54.55
Simon Sandiford	GOD	0	0.00
Rejected Ballots		0	0.00
Total Ballots Cast		22	100.00

Spoilt Ballots 0

Polling Division

Go8 St. George's SDA School, Archibald Avenue

Number of Registered Voters	285	Addendum Included	0
			% Of Votes Cast
NAME OF CANDIDATES	PARTY	VOTES	
Nickolas Steele	NNP	126	51.43
Franka E. R. Alexis-Bernadine	NDC	118	48.16
Simon Sandiford	GOD	1	0.41
Rejected Ballots		0	0.00
Total Ballots Cast		245	100.00

Spoilt Ballots 0

Polling Division

Go9

Number of Registered Voters	26	Addendum Included	0
			% Of Votes Cast
NAME OF CANDIDATES	PARTY	VOTES	
Nickolas Steele	NNP	15	71.43
Franka E. R. Alexis-Bernadine	NDC	6	28.57
Simon Sandiford	GOD	0	0.00
Rejected Ballots		0	0.00
Total Ballots Cast		21	100.00

Spoilt Ballots 0

GRENADA GENERAL ELECTIONS 2013

Constituency of Saint George North East (H)

Polling Division

HO1 Vendome Community Centre

Number of Registered Voters	342	Addendum Included		0
				% Of Votes Cast
NAME OF CANDIDATES	PARTY	VOTES		
Nazim V. Burke	N.D.C.	148		47.44
Tobias Clement	N.N.P.	162		51.92
Lawrence Amedé	MIC	0		0.00
Martin Washington Edwards	GRP	1		0.32
Oswald Roderick Mc Burnie	GUPM	0		0.00
Rejected Ballots		1		0.32
Total Ballots Cast		312		100.00
<i>Spoilt Ballots</i>	<i>0</i>			

Polling Division

HO2 (a) Brownie's Hideaway & Disco

Number of Registered Voters	294	Addendum Included		0
				% Of Votes Cast
NAME OF CANDIDATES	PARTY	VOTES		
Nazim V. Burke	N.D.C.	113		43.13
Tobias Clement	N.N.P.	147		56.11
Lawrence Amedé	MIC	2		0.76
Martin Washington Edwards	GRP	0		0.00
Oswald Roderick Mc Burnie	GUPM	0		0.00
Rejected Ballots		0		0.00
Total Ballots Cast		262		100.00
<i>Spoilt Ballots</i>	<i>0</i>			

Polling Division

Ho2 (b) Brownie's Hideaway & Disco

Number of Registered Voters	247	Addendum Included	0
			% Of Votes Cast
NAME OF CANDIDATES	PARTY	VOTES	
Nazim V. Burke	N.D.C.	92	44.02
Tobias Clement	N.N.P.	113	54.07
Lawrence Amedé	MIC	1	0.48
Martin Washington Edwards	GRP	1	0.48
Oswald Roderick Mc Burnie	GUPM	1	0.48
Rejected Ballots		1	0.48
Total Ballots Cast		209	100.00
<i>Spoilt Ballots</i>	0		

Polling Division

Ho3 Constantine Methodist School

Number of Registered Voters	120	Addendum Included	0
			% Of Votes Cast
NAME OF CANDIDATES	PARTY	VOTES	
Nazim V. Burke	N.D.C.	38	34.23
Tobias Clement	N.N.P.	72	64.86
Lawrence Amedé	MIC	0	0.00
Martin Washington Edwards	GRP	0	0.00
Oswald Roderick Mc Burnie	GUPM	0	0.00
Rejected Ballots		1	0.90
Total Ballots Cast		111	100.00
<i>Spoilt Ballots</i>	0		

Polling Division

Ho4 (a) Boca Secondary School

Number of Registered Voters	234	Addendum Included	0
			% Of Votes Cast
NAME OF CANDIDATES	PARTY	VOTES	
Nazim V. Burke	N.D.C.	126	57.27
Tobias Clement	N.N.P.	93	42.27
Lawrence Amedé	MIC	0	0.00
Martin Washington Edwards	GRP	1	0.45
Oswald Roderick Mc Burnie	GUPM	0	0.00
Rejected Ballots		0	0.00
Total Ballots Cast		220	100.00
<i>Spoilt Ballots</i>	0		

Polling Division

HO4 (b) Boca Secondary School

Number of Registered Voters	216	Addendum Included	0
NAME OF CANDIDATES	PARTY	VOTES	% Of Votes Cast
Nazim V. Burke	N.D.C.	101	54.89
Tobias Clement	N.N.P.	82	44.57
Lawrence Amedé	MIC	0	0.00
Martin Washington Edwards	GRP	1	0.54
Oswald Roderick Mc Burnie	GUPM	0	0.00
Rejected Ballots		0	0.00
Total Ballots Cast		184	100.00
<i>Spoilt Ballots</i>	0		

Polling Division

HO5 (a) Beaulieu R.C. School

Number of Registered Voters	274	Addendum Included	0
NAME OF CANDIDATES	PARTY	VOTES	% Of Votes Cast
Nazim V. Burke	N.D.C.	96	40.68
Tobias Clement	N.N.P.	138	58.47
Lawrence Amedé	MIC	1	0.42
Martin Washington Edwards	GRP	0	0.00
Oswald Roderick Mc Burnie	GUPM	0	0.00
Rejected Ballots		1	0.42
Total Ballots Cast		236	100.00
<i>Spoilt Ballots</i>	0		

Polling Division

HO5 (b) Beaulieu R.C. School

Number of Registered Voters	274	Addendum Included	0
			% Of Votes Cast
NAME OF CANDIDATES	PARTY	VOTES	
Nazim V. Burke	N.D.C.	95	39.09
Tobias Clement	N.N.P.	146	60.08
Lawrence Amedé	MIC	0	0.00
Martin Washington Edwards	GRP	0	0.00
Oswald Roderick Mc Burnie	GUPM	0	0.00
Rejected Ballots		2	0.82
Total Ballots Cast		243	100.00
<i>Spoilt Ballots</i>	<i>0</i>		

Polling Division

HO5 (c) Beaulieu R.C. School, Pre School
Department

Number of Registered Voters	245	Addendum Included	1
			% Of Votes Cast
NAME OF CANDIDATES	PARTY	VOTES	
Nazim V. Burke	N.D.C.	106	49.07
Tobias Clement	N.N.P.	108	50.00
Lawrence Amedé	MIC	0	0.00
Martin Washington Edwards	GRP	0	0.00
Oswald Roderick Mc Burnie	GUPM	0	0.00
Rejected Ballots		2	0.93
Total Ballots Cast		216	100.00
<i>Spoilt Ballots</i>	<i>0</i>		

Polling Division

HO6 (a) L.A. Purcell's Building, La Mode

Number of Registered Voters	246	Addendum Included	0
			% Of Votes Cast
NAME OF CANDIDATES	PARTY	VOTES	
Nazim V. Burke	N.D.C.	83	37.56
Tobias Clement	N.N.P.	137	61.99
Lawrence Amedé	MIC	0	0.00
Martin Washington Edwards	GRP	0	0.00
Oswald Roderick Mc Burnie	GUPM	0	0.00
Rejected Ballots		1	0.45
Total Ballots Cast		221	100.00
<i>Spoilt Ballots</i>	<i>0</i>		

Polling Division

HO6 (b) - Purcell's Premises, La Mode

Number of Registered Voters	242	Addendum Included	0
NAME OF CANDIDATES	PARTY	VOTES	% Of Votes Cast
Nazim V. Burke	N.D.C.	112	54.90
Tobias Clement	N.N.P.	89	43.63
Lawrence Amedé	MIC	0	0.00
Martin Washington Edwards	GRP	0	0.00
Oswald Roderick Mc Burnie	GUPM	0	0.00
Rejected Ballots		3	1.47
Total Ballots Cast		204	100.00
<i>Spoilt Ballots</i>	0		

Polling Division

HO7 (a) St. Mary's R. C. School, Tempe

Number of Registered Voters	398	Police Included Addendum Included	71 0
NAME OF CANDIDATES	PARTY	VOTES	% Of Votes Cast
Nazim V. Burke	N.D.C.	161	47.77
Tobias Clement	N.N.P.	174	51.63
Lawrence Amedé	MIC	0	0.00
Martin Washington Edwards	GRP	0	0.00
Oswald Roderick Mc Burnie	GUPM	0	0.00
Rejected Ballots		2	0.59
Total Ballots Cast		337	100.00
<i>Spoilt Ballots</i>	0		

Polling Division

HO7 (b) St. Mary's R. C. School, Tempe

Number of Registered Voters	265	Addendum Included	0
NAME OF CANDIDATES	PARTY	VOTES	% Of Votes Cast
Nazim V. Burke	N.D.C.	106	46.29
Tobias Clement	N.N.P.	123	53.71
Lawrence Amedé	MIC	0	0.00
Martin Washington Edwards	GRP	0	0.00
Oswald Roderick Mc Burnie	GUPM	0	0.00
Rejected Ballots		0	0.00
Total Ballots Cast		229	100.00
<i>Spoilt Ballots</i>	0		

Polling Division

HO7 (c) St. Mary's R. C. School, Tempe

Number of Registered Voters	314	Addendum Included	0
NAME OF CANDIDATES	PARTY	VOTES	% Of Votes Cast
Nazim V. Burke	N.D.C.	126	45.82
Tobias Clement	N.N.P.	148	53.82
Lawrence Amedé	MIC	0	0.00
Martin Washington Edwards	GRP	0	0.00
Oswald Roderick Mc Burnie	GUPM	0	0.00
Rejected Ballots		1	0.36
Total Ballots Cast		275	100.00
<i>Spoilt Ballots</i>	0		

Polling Division

HO7 (d) St. Mary's R. C. School, Tempe

Number of Registered Voters	302	Addendum Included	0
NAME OF CANDIDATES	PARTY	VOTES	% Of Votes Cast
Nazim V. Burke	N.D.C.	123	47.13
Tobias Clement	N.N.P.	137	52.49
Lawrence Amedé	MIC	0	0.00
Martin Washington Edwards	GRP	1	0.38
Oswald Roderick Mc Burnie	GUPM	0	0.00
Rejected Ballots		0	0.00
Total Ballots Cast		261	100.00
<i>Spoilt Ballots</i>	0		

Polling Division

Ho8 (a) Alpha Junior School, Mt. Parnassus

Number of Registered Voters	241	Addendum Included	0
NAME OF CANDIDATES	PARTY	VOTES	% Of Votes Cast
Nazim V. Burke	N.D.C.	117	57.35
Tobias Clement	N.N.P.	85	41.67
Lawrence Amedé	MIC	0	0.00
Martin Washington Edwards	GRP	0	0.00
Oswald Roderick Mc Burnie	GUPM	1	0.49
Rejected Ballots		1	0.49
Total Ballots Cast		204	100.00
<i>Spoilt Ballots</i>	<i>0</i>		

Polling Division

Ho8 (b) Alpha Junior School, Mt. Parnassus

Number of Registered Voters	261	Addendum Included	0
NAME OF CANDIDATES	PARTY	VOTES	% Of Votes Cast
Nazim V. Burke	N.D.C.	111	49.12
Tobias Clement	N.N.P.	113	50.00
Lawrence Amedé	MIC	0	0.00
Martin Washington Edwards	GRP	0	0.00
Oswald Roderick Mc Burnie	GUPM	1	0.44
Rejected Ballots		1	0.44
Total Ballots Cast		226	100.00
<i>Spoilt Ballots</i>	<i>0</i>		

Polling Division

Ho8 (c) Alpha Junior School, Mt. Parnassus

Number of Registered Voters	203	Addendum Included	0
			% Of Votes Cast
NAME OF CANDIDATES	PARTY	VOTES	
Nazim V. Burke	N.D.C.	96	52.46
Tobias Clement	N.N.P.	86	46.99
Lawrence Amedé	MIC	0	0.00
Martin Washington Edwards	GRP	0	0.00
Oswald Roderick Mc Burnie	GUPM	0	0.00
Rejected Ballots		1	0.55
Total Ballots Cast		183	100.00
<i>Spoilt Ballots</i>	0		

Polling Division

Ho9 (a) St. Paul's Government School

Number of Registered Voters	358	Addendum Included	0
			% Of Votes Cast
NAME OF CANDIDATES	PARTY	VOTES	
Nazim V. Burke	N.D.C.	171	53.77
Tobias Clement	N.N.P.	141	44.34
Lawrence Amedé	MIC	2	0.63
Martin Washington Edwards	GRP	0	0.00
Oswald Roderick Mc Burnie	GUPM	1	0.31
Rejected Ballots		3	0.94
Total Ballots Cast		318	100.00
<i>Spoilt Ballots</i>	0		

Polling Division

Ho9 (b) St. Paul's Government School

Number of Registered Voters	310	Addendum Included	0
			% Of Votes Cast
NAME OF CANDIDATES	PARTY	VOTES	
Nazim V. Burke	N.D.C.	146	52.33
Tobias Clement	N.N.P.	129	46.24
Lawrence Amedé	MIC	1	0.36
Martin Washington Edwards	GRP	2	0.72
Oswald Roderick Mc Burnie	GUPM	0	0.00
Rejected Ballots		1	0.36
Total Ballots Cast		279	100.00
<i>Spoilt Ballots</i>	0		

GRENADA GENERAL ELECTIONS 2013

Constituency of Saint George North West [J]

Polling Division

Jo1 (a) Cornerstone Ministry's Church, Cherry Hill Main Road

Number of Registered Voters	295	Addendum Included	0
NAME OF CANDIDATES	PARTY	VOTES	% Of Votes Cast
Keith Claudius Mitchell	N.N.P.	233	87.59
Ali Anthony Brian Dowden	N.D.C.	32	12.03
Oswald Peter	GUPM	0	0.00
Desmond Cuthbert Sandy	GRP	1	0.38
Rejected Ballots		0	0.00
Total Ballots Cast		266	100.00
<i>Spoilt Ballots</i>	<i>0</i>		

Polling Division

Jo1 (b) Fontenoy Community Centre

Number of Registered Voters	305	Addendum Included	0
NAME OF CANDIDATES	PARTY	VOTES	% Of Votes Cast
Keith Claudius Mitchell	N.N.P.	253	89.08
Ali Anthony Brian Dowden	N.D.C.	27	9.51
Oswald Peter	GUPM	0	0.00
Desmond Cuthbert Sandy	GRP	0	0.00
Rejected Ballots		4	1.41
Total Ballots Cast		284	100.00
<i>Spoilt Ballots</i>	<i>0</i>		

Polling Division

Jo2 (a) Sunset View Restaurant

Number of Registered Voters	270	Addendum Included	0
NAME OF CANDIDATES	PARTY	VOTES	% Of Votes Cast
Keith Claudius Mitchell	N.N.P.	228	93.06
Ali Anthony Brian Dowden	N.D.C.	17	6.94
Oswald Peter	GUPM	0	0.00
Desmond Cuthbert Sandy	GRP	0	0.00
Rejected Ballots		0	0.00
Total Ballots Cast		245	100.00
<i>Spoilt Ballots</i>	<i>0</i>		

Polling Division

Jo2 (b) Sunset View Restaurant

Number of Registered Voters	291	Addendum Included	0
NAME OF CANDIDATES	PARTY	VOTES	% Of Votes Cast
Keith Claudius Mitchell	N.N.P.	248	94.30
Ali Anthony Brian Dowden	N.D.C.	14	5.32
Oswald Peter	GUPM	0	0.00
Desmond Cuthbert Sandy	GRP	0	0.00
Rejected Ballots		1	0.38
Total Ballots Cast		263	100.00
<i>Spoilt Ballots</i>		0	

Polling Division

Jo2 (c) Grand Mal Community Centre

Number of Registered Voters	269	Addendum Included	0
NAME OF CANDIDATES	PARTY	VOTES	% Of Votes Cast
Keith Claudius Mitchell	N.N.P.	210	90.52
Ali Anthony Brian Dowden	N.D.C.	21	9.05
Oswald Peter	GUPM	1	0.43
Desmond Cuthbert Sandy	GRP	0	0.00
Rejected Ballots		0	0.00
Total Ballots Cast		232	100.00
<i>Spoilt Ballots</i>		0	

Polling Division

Jo3 Mt. Moritz Anglican School

Number of Registered Voters	360	Addendum Included	0
NAME OF CANDIDATES	PARTY	VOTES	% Of Votes Cast
Keith Claudius Mitchell	N.N.P.	257	83.44
Ali Anthony Brian Dowden	N.D.C.	50	16.23
Oswald Peter	GUPM	1	0.32
Desmond Cuthbert Sandy	GRP	0	0.00
Rejected Ballots		0	0.00
Total Ballots Cast		308	100.00
<i>Spoilt Ballots</i>		0	

Polling Division

Jo4 (a) Happy Hill R.C. School

Number of Registered Voters	313	Police Included	36
		Addendum Included	0
NAME OF CANDIDATES	PARTY	VOTES	% Of Votes Cast
Keith Claudius Mitchell	N.N.P.	259	93.50
Ali Anthony Brian Dowden	N.D.C.	16	5.78
Oswald Peter	GUPM	0	0.00
Desmond Cuthbert Sandy	GRP	1	0.36
Rejected Ballots		1	0.36
Total Ballots Cast		277	100.00
<i>Spoilt Ballots</i>	0		

Polling Division

Jo4 (b) Happy Hill R.C. School

Number of Registered Voters	256	Addendum Included	0
NAME OF CANDIDATES	PARTY	VOTES	% Of Votes Cast
Keith Claudius Mitchell	N.N.P.	210	91.70
Ali Anthony Brian Dowden	N.D.C.	18	7.86
Oswald Peter	GUPM	1	0.44
Desmond Cuthbert Sandy	GRP	0	0.00
Rejected Ballots		0	0.00
Total Ballots Cast		229	100.00
<i>Spoilt Ballots</i>	0		

Polling Division

Jo4 (c) Happy Hill R.C. School

Number of Registered Voters	288	Addendum Included	0
NAME OF CANDIDATES	PARTY	VOTES	% Of Votes Cast
Keith Claudius Mitchell	N.N.P.	228	95.40
Ali Anthony Brian Dowden	N.D.C.	6	2.51
Oswald Peter	GUPM	0	0.00
Desmond Cuthbert Sandy	GRP	2	0.84
Rejected Ballots		3	1.26
Total Ballots Cast		239	100.00
<i>Spoilt Ballots</i>	0		

Polling Division

Jo5 (a) Brizan Community Centre

Number of Registered Voters	246	Addendum Included	0
NAME OF CANDIDATES	PARTY	VOTES	% Of Votes Cast
Keith Claudius Mitchell	N.N.P.	198	92.52
Ali Anthony Brian Dowden	N.D.C.	11	5.14
Oswald Peter	GUPM	5	2.34
Desmond Cuthbert Sandy	GRP	0	0.00
Rejected Ballots		0	0.00
Total Ballots Cast		214	100.00
<i>Spoilt Ballots</i>	0		

Polling Division

Jo5 (b) Brizan Community Centre

Number of Registered Voters	196	Addendum Included	0
NAME OF CANDIDATES	PARTY	VOTES	% Of Votes Cast
Keith Claudius Mitchell	N.N.P.	160	90.91
Ali Anthony Brian Dowden	N.D.C.	14	7.95
Oswald Peter	GUPM	1	0.57
Desmond Cuthbert Sandy	GRP	1	0.57
Rejected Ballots		0	0.00
Total Ballots Cast		176	100.00
<i>Spoilt Ballots</i>	0		

Polling Division

Jo6 St. Luke's Anglican Church

Number of Registered Voters	64	Addendum Included	0
NAME OF CANDIDATES	PARTY	VOTES	% Of Votes Cast
Keith Claudius Mitchell	N.N.P.	46	76.67
Ali Anthony Brian Dowden	N.D.C.	14	23.33
Oswald Peter	GUPM	0	0.00
Desmond Cuthbert Sandy	GRP	0	0.00
Rejected Ballots		0	0.00
Total Ballots Cast		60	100.00
<i>Spoilt Ballots</i>	0		

Polling Division

J07 Willis Community Centre

Number of Registered Voters

263 Addendum Included 0

NAME OF CANDIDATES	PARTY	VOTES	% Of Votes Cast
Keith Claudius Mitchell	N.N.P.	147	63.36
Ali Anthony Brian Dowden	N.D.C.	83	35.78
Oswald Peter	GUPM	1	0.43
Desmond Cuthbert Sandy	GRP	1	0.43
Rejected Ballots		0	0.00
Total Ballots Cast		232	100.00
<i>Spoilt Ballots</i>		0	

GRENADA GENERAL ELECTIONS 2013

Constituency of Saint George South East [K]

Polling Division

Ko1 Veterinary Lab

Number of Registered Voters	160	Addendum Included	0
			% Of Votes Cast
NAME OF CANDIDATES	PARTY	VOTES	
Clarence Gregory Bowen	N.N.P.	99	68.75
Randal Montgomery Robinson	N.D.C.	45	31.25
Abdurraheem A. Jones	MIC	0	0.00
Ferron Curlan Lowe	NUF	0	0.00
Rejected Ballots		0	0.00
Total Ballots Cast		144	100.00
<i>Spoilt Ballots</i>	0		

Polling Division

Ko2 Springs Open Bible Church

Number of Registered Voters	334	Addendum Included	0
			% Of Votes Cast
NAME OF CANDIDATES	PARTY	VOTES	
Clarence Gregory Bowen	N.N.P.	181	60.74
Randal Montgomery Robinson	N.D.C.	113	37.92
Abdurraheem A. Jones	MIC	0	0.00
Ferron Curlan Lowe	NUF	2	0.67
Rejected Ballots		2	0.67
Total Ballots Cast		298	100.00
<i>Spoilt Ballots</i>	0		

Polling Division

Ko3 Wilfred Ross' Residence, Calivigny

Number of Registered Voters	270	Addendum Included	0
			% Of Votes Cast
NAME OF CANDIDATES	PARTY	VOTES	
Clarence Gregory Bowen	N.N.P.	122	50.41
Randal Montgomery Robinson	N.D.C.	115	47.52
Abdurraheem A. Jones	MIC	0	0.00
Ferron Curlan Lowe	NUF	4	1.65
Rejected Ballots		1	0.41
Total Ballots Cast		242	100.00
<i>Spoilt Ballots</i>	0		

Polling Division

Ko4 (a) St. Paul's Anglican Pre-School

Number of Registered Voters	365	Police Included Addendum Included	47 0
NAME OF CANDIDATES			
Clarence Gregory Bowen	N.N.P.	VOTES	% Of Votes Cast
		159	50.80
Randal Montgomery Robinson	N.D.C.	150	47.92
Abdurraheem A. Jones	MIC	0	0.00
Ferron Curlan Lowe	NUF	4	1.28
Rejected Ballots		0	0.00
Total Ballots Cast		313	100.00
<i>Spoilt Ballots</i>	0		

Polling Division

Ko4 (b) St. Paul's Anglican Church

Number of Registered Voters	336	Addendum Included	0
NAME OF CANDIDATES			
Clarence Gregory Bowen	N.N.P.	VOTES	% Of Votes Cast
		155	54.20
Randal Montgomery Robinson	N.D.C.	126	44.06
Abdurraheem A. Jones	MIC	0	0.00
Ferron Curlan Lowe	NUF	4	1.40
Rejected Ballots		1	0.35
Total Ballots Cast		286	100.00
<i>Spoilt Ballots</i>	0		

Polling Division

Ko5 Mrs. James Shop & Bar, The Green, St. Paul's

Number of Registered Voters	268	Addendum Included	1
NAME OF CANDIDATES			
Clarence Gregory Bowen	N.N.P.	VOTES	% Of Votes Cast
		127	54.74
Randal Montgomery Robinson	N.D.C.	99	42.67
Abdurraheem A. Jones	MIC	1	0.43
Ferron Curlan Lowe	NUF	5	2.16
Rejected Ballots		0	0.00
Total Ballots Cast		232	100.00
<i>Spoilt Ballots</i>	0		

Polling Division

Ko6 Mr. Stephen Gellineau's Shop, Hope Vale

Number of Registered Voters	167	Addendum Included	0
			% Of Votes Cast
NAME OF CANDIDATES	PARTY	VOTES	
Clarence Gregory Bowen	N.N.P.	68	46.90
Randal Montgomery Robinson	N.D.C.	74	51.03
Abdurraheem A. Jones	MIC	0	0.00
Ferron Curlan Lowe	NUF	3	2.07
Rejected Ballots		0	0.00
Total Ballots Cast		145	100.00
<i>Spoilt Ballots</i>	0		

Polling Division

Ko7 (a) La Borie Community Centre

Number of Registered Voters	258	Addendum Included	0
			% Of Votes Cast
NAME OF CANDIDATES	PARTY	VOTES	
Clarence Gregory Bowen	N.N.P.	126	56.00
Randal Montgomery Robinson	N.D.C.	97	43.11
Abdurraheem A. Jones	MIC	0	0.00
Ferron Curlan Lowe	NUF	2	0.89
Rejected Ballots		0	0.00
Total Ballots Cast		225	100.00
<i>Spoilt Ballots</i>	0		

Polling Division

Ko7 (b) La Borie Community Centre

Number of Registered Voters	265	Addendum Included	0
			% Of Votes Cast
NAME OF CANDIDATES	PARTY	VOTES	
Clarence Gregory Bowen	N.N.P.	162	66.67
Randal Montgomery Robinson	N.D.C.	80	32.92
Abdurraheem A. Jones	MIC	0	0.00
Ferron Curlan Lowe	NUF	0	0.00
Rejected Ballots		1	0.41
Total Ballots Cast		243	100.00
<i>Spoilt Ballots</i>	0		

Polling Division

Ko7 (c) La Borie Community Centre

Number of Registered Voters	257	Addendum Included	0
			% Of Votes Cast
NAME OF CANDIDATES	PARTY	VOTES	
Clarence Gregory Bowen	N.N.P.	154	65.81
Randal Montgomery Robinson	N.D.C.	73	31.20
Abdurraheem A. Jones	MIC	0	0.00
Ferron Curlan Lowe	NUF	6	2.56
Rejected Ballots		1	0.43
Total Ballots Cast		234	100.00
<i>Spoilt Ballots</i>	0		

Polling Division

Ko8 (a) Marian Multipurpose Centre

Number of Registered Voters	363	Addendum Included	1
			% Of Votes Cast
NAME OF CANDIDATES	PARTY	VOTES	
Clarence Gregory Bowen	N.N.P.	194	61.01
Randal Montgomery Robinson	N.D.C.	116	36.48
Abdurraheem A. Jones	MIC	0	0.00
Ferron Curlan Lowe	NUF	7	2.20
Rejected Ballots		1	0.31
Total Ballots Cast		318	100.00
<i>Spoilt Ballots</i>	0		

Polling Division

Ko8 (b) Marian Multipurpose Centre

Number of Registered Voters	260	Addendum Included	0
			% Of Votes Cast
NAME OF CANDIDATES	PARTY	VOTES	
Clarence Gregory Bowen	N.N.P.	131	56.96
Randal Montgomery Robinson	N.D.C.	96	41.74
Abdurraheem A. Jones	MIC	0	0.00
Ferron Curlan Lowe	NUF	3	1.30
Rejected Ballots		0	0.00
Total Ballots Cast		230	100.00
<i>Spoilt Ballots</i>	0		

Polling Division

Ko9 NADMA Building, Richmond Hill

Number of Registered Voters	247	Addendum Included	0
			% Of Votes Cast
NAME OF CANDIDATES	PARTY	VOTES	
Clarence Gregory Bowen	N.N.P.	106	47.53
Randal Montgomery Robinson	N.D.C.	110	49.33
Abdurraheem A. Jones	MIC	0	0.00
Ferron Curlan Lowe	NUF	7	3.14
Rejected Ballots		0	0.00
Total Ballots Cast		223	100.00
<i>Spoilt Ballots</i>	0		

Polling Division

K10 (a) Morne Jaloux R.C. School

Number of Registered Voters	335	Addendum Included	0
			% Of Votes Cast
NAME OF CANDIDATES	PARTY	VOTES	
Clarence Gregory Bowen	N.N.P.	169	58.68
Randal Montgomery Robinson	N.D.C.	114	39.58
Abdurraheem A. Jones	MIC	2	0.69
Ferron Curlan Lowe	NUF	3	1.04
Rejected Ballots		0	0.00
Total Ballots Cast		288	100.00
<i>Spoilt Ballots</i>	0		

Polling Division

K10 (b) Morne Jaloux R.C. School

Number of Registered Voters	283	Addendum Included	0
			% Of Votes Cast
NAME OF CANDIDATES	PARTY	VOTES	
Clarence Gregory Bowen	N.N.P.	148	59.68
Randal Montgomery Robinson	N.D.C.	99	39.92
Abdurraheem A. Jones	MIC	0	0.00
Ferron Curlan Lowe	NUF	0	0.00
Rejected Ballots		1	0.40
Total Ballots Cast		248	100.00
<i>Spoilt Ballots</i>	0		

GRENADA GENERAL ELECTIONS 2013

Constituency of Saint George South [L]

Polling Division

L01 (a) South St. George Government School

Number of Registered Voters	210	Addendum Included	0
NAME OF CANDIDATES	PARTY	VOTES	% Of Votes Cast
Alexandra Otway-noel	N.N.P.	100	54.64
Bernadette Merle Byer	N.D.C.	81	44.26
Glynis Claudia B. Roberts	NUF	2	1.09
Rejected Ballots		0	0.00
Total Ballots Cast		183	100.00
<i>Spoilt Ballots</i>	<i>0</i>		

Polling Division

L01 (b) South St. George Government School

Number of Registered Voters	230	Addendum Included	0
NAME OF CANDIDATES	PARTY	VOTES	% Of Votes Cast
Alexandra Otway-noel	N.N.P.	111	57.22
Bernadette Merle Byer	N.D.C.	79	40.72
Glynis Claudia B. Roberts	NUF	3	1.55
Rejected Ballots		1	0.52
Total Ballots Cast		194	100.00
<i>Spoilt Ballots</i>	<i>0</i>		

Polling Division

L01 (c) South St. George Government School

Number of Registered Voters	239	Addendum Included	0
NAME OF CANDIDATES	PARTY	VOTES	% Of Votes Cast
Alexandra Otway-noel	N.N.P.	125	60.10
Bernadette Merle Byer	N.D.C.	77	37.02
Glynis Claudia B. Roberts	NUF	4	1.92
Rejected Ballots		2	0.96
Total Ballots Cast		208	100.00
<i>Spoilt Ballots</i>	<i>0</i>		

Polling Division

Lo1 (d) South St. George Government School

Number of Registered Voters	192	Addendum Included	0
NAME OF CANDIDATES	PARTY	VOTES	% Of Votes Cast
Alexandra Otway-noel	N.N.P.	84	51.22
Bernadette Merle Byer	N.D.C.	76	46.34
Glynis Claudia B. Roberts	NUF	2	1.22
Rejected Ballots		2	1.22
Total Ballots Cast		164	100.00
<i>Spoilt Ballots</i>		0	

Polling Division

Lo2 Springs Child Development Centre

Number of Registered Voters	293	Addendum Included	0
NAME OF CANDIDATES	PARTY	VOTES	% Of Votes Cast
Alexandra Otway-noel	N.N.P.	120	50.85
Bernadette Merle Byer	N.D.C.	114	48.31
Glynis Claudia B. Roberts	NUF	2	0.85
Rejected Ballots		0	0.00
Total Ballots Cast		236	100.00
<i>Spoilt Ballots</i>		0	

Polling Division

Lo3 (a) Woburn Community Centre

Number of Registered Voters	216	Addendum Included	0
NAME OF CANDIDATES	PARTY	VOTES	% Of Votes Cast
Alexandra Otway-noel	N.N.P.	100	51.55
Bernadette Merle Byer	N.D.C.	83	42.78
Glynis Claudia B. Roberts	NUF	11	5.67
Rejected Ballots		0	0.00
Total Ballots Cast		194	100.00
<i>Spoilt Ballots</i>		0	

Polling Division

Lo3 (b) Woburn Community Centre

Number of Registered Voters	193	Addendum Included	0
NAME OF CANDIDATES	PARTY	VOTES	% Of Votes Cast
Alexandra Otway-noel	N.N.P.	82	46.59
Bernadette Merle Byer	N.D.C.	79	44.89
Glynis Claudia B. Roberts	NUF	15	8.52
Rejected Ballots		0	0.00
Total Ballots Cast		176	100.00
<i>Spoilt Ballots</i>		0	

Polling Division

Lo4 (a) Woburn Methodist Church and Church Hall

Number of Registered Voters	262	Addendum Included	0
NAME OF CANDIDATES	PARTY	VOTES	% Of Votes Cast
Alexandra Otway-noel	N.N.P.	132	58.41
Bernadette Merle Byer	N.D.C.	90	39.82
Glynis Claudia B. Roberts	NUF	4	1.77
Rejected Ballots		0	0.00
Total Ballots Cast		226	100.00
<i>Spoilt Ballots</i>		0	

Polling Division

Lo4 (b) Woburn Methodist Church and Church Hall

Number of Registered Voters	286	Addendum Included	0
NAME OF CANDIDATES	PARTY	VOTES	% Of Votes Cast
Alexandra Otway-noel	N.N.P.	150	60.98
Bernadette Merle Byer	N.D.C.	94	38.21
Glynis Claudia B. Roberts	NUF	2	0.81
Rejected Ballots		0	0.00
Total Ballots Cast		246	100.00
<i>Spoilt Ballots</i>		0	

Polling Division

Lo4 (c) Woburn Methodist Church and Church Hall

Number of Registered Voters	242	Addendum Included	0
NAME OF CANDIDATES	PARTY	VOTES	% Of Votes Cast
Alexandra Otway-noel	N.N.P.	130	60.75
Bernadette Merle Byer	N.D.C.	80	37.38
Glynis Claudia B. Roberts	NUF	4	1.87
Rejected Ballots		0	0.00
Total Ballots Cast		214	100.00

Spoilt Ballots 0

Polling Division

Lo5 (a) The Church of Jesus Christ of Latter Day Saints

Number of Registered Voters	242	Addendum Included	0
NAME OF CANDIDATES	PARTY	VOTES	% Of Votes Cast
Alexandra Otway-noel	N.N.P.	115	55.83
Bernadette Merle Byer	N.D.C.	86	41.75
Glynis Claudia B. Roberts	NUF	5	2.43
Rejected Ballots		0	0.00
Total Ballots Cast		206	100.00
<i>Spoilt Ballots</i>		<i>0</i>	

Polling Division

Lo5 (b) The Church of Jesus Christ of Latter Day Saints

Number of Registered Voters	222	Addendum Included	0
NAME OF CANDIDATES	PARTY	VOTES	% Of Votes Cast
Alexandra Otway-noel	N.N.P.	99	50.00
Bernadette Merle Byer	N.D.C.	99	50.00
Glynis Claudia B. Roberts	NUF	0	0.00
Rejected Ballots		0	0.00
Total Ballots Cast		198	100.00
<i>Spoilt Ballots</i>		<i>0</i>	

Polling Division

Lo6 (a) School for Special Education , The Limes

Number of Registered Voters	350	Police Included	61	Addendum Included	0
NAME OF CANDIDATES	PARTY	VOTES	% Of Votes Cast		
Alexandra Otway-noel	N.N.P.	195	65.88		
Bernadette Merle Byer	N.D.C.	97	32.77		
Glynis Claudia B. Roberts	NUF	4	1.35		
Rejected Ballots		0	0.00		
Total Ballots Cast		296	100.00		
<i>Spoilt Ballots</i>		<i>0</i>			

Polling Division

Lo6 (b) School for Special Education , The Limes

Number of Registered Voters	239	Addendum Included	0
NAME OF CANDIDATES	PARTY	VOTES	% Of Votes Cast
Alexandra Otway-noel	N.N.P.	111	53.11
Bernadette Merle Byer	N.D.C.	94	44.98
Glynis Claudia B. Roberts	NUF	2	0.96
Rejected Ballots		2	0.96
Total Ballots Cast		209	100.00
<i>Spoilt Ballots</i>		<i>0</i>	

Polling Division

Lo6 (c) School for Special Education , The Limes

Number of Registered Voters	287	Addendum Included	0
NAME OF CANDIDATES	PARTY	VOTES	% Of Votes Cast
Alexandra Otway-noel	N.N.P.	137	57.32
Bernadette Merle Byer	N.D.C.	95	39.75
Glynis Claudia B. Roberts	NUF	7	2.93
Rejected Ballots		0	0.00
Total Ballots Cast		239	100.00
<i>Spoilt Ballots</i>		<i>0</i>	

Polling Division

Lo6 (d) School for Special Education , The Limes

Number of Registered Voters	247	Addendum Included	0
NAME OF CANDIDATES	PARTY	VOTES	% Of Votes Cast
Alexandra Otway-noel	N.N.P.	118	56.19
Bernadette Merle Byer	N.D.C.	90	42.86
Glynis Claudia B. Roberts	NUF	2	0.95
Rejected Ballots		0	0.00
Total Ballots Cast		210	100.00
<i>Spoilt Ballots</i>		<i>0</i>	

Polling Division

Lo7 (a) Sandino Plant

Number of Registered Voters	267	Addendum Included	0
NAME OF CANDIDATES	PARTY	VOTES	% Of Votes Cast
Alexandra Otway-noel	N.N.P.	138	61.33
Bernadette Merle Byer	N.D.C.	81	36.00
Glynis Claudia B. Roberts	NUF	5	2.22
Rejected Ballots		1	0.44
Total Ballots Cast		225	100.00
<i>Spoilt Ballots</i>		<i>0</i>	

Polling Division

Lo7 (b) Sandino Plant, Lance-Aux-Epines

Number of Registered Voters	322	Addendum Included	0
NAME OF CANDIDATES	PARTY	VOTES	% Of Votes Cast
Alexandra Otway-noel	N.N.P.	180	64.29
Bernadette Merle Byer	N.D.C.	92	32.86
Glynis Claudia B. Roberts	NUF	7	2.50
Rejected Ballots		1	0.36
Total Ballots Cast		280	100.00
<i>Spoilt Ballots</i>		<i>0</i>	

Polling Division

Lo7 (c) Sandino Plant, Lance-Aux-Epines

Number of Registered Voters	274	Addendum Included	0
NAME OF CANDIDATES	PARTY	VOTES	% Of Votes Cast
Alexandra Otway-noel	N.N.P.	146	66.67
Bernadette Merle Byer	N.D.C.	64	29.22
Glynis Claudia B. Roberts	NUF	8	3.65
Rejected Ballots		1	0.46
Total Ballots Cast		219	100.00
<i>Spoilt Ballots</i>	<i>0</i>		

Polling Division

Lo7 (d) Sandino Plant, Lance-Aux-Epines

Number of Registered Voters	246	Addendum Included	0
NAME OF CANDIDATES	PARTY	VOTES	% Of Votes Cast
Alexandra Otway-noel	N.N.P.	142	66.05
Bernadette Merle Byer	N.D.C.	66	30.70
Glynis Claudia B. Roberts	NUF	5	2.33
Rejected Ballots		2	0.93
Total Ballots Cast		215	100.00
<i>Spoilt Ballots</i>	<i>0</i>		

Polling Division

Lo7 (e) Sandino Plant

Number of Registered Voters	332	Addendum Included	1
NAME OF CANDIDATES	PARTY	VOTES	% Of Votes Cast
Alexandra Otway-noel	N.N.P.	177	63.67
Bernadette Merle Byer	N.D.C.	92	33.09
Glynis Claudia B. Roberts	NUF	8	2.88
Rejected Ballots		1	0.36
Total Ballots Cast		278	100.00
<i>Spoilt Ballots</i>	<i>0</i>		

Polling Division

Lo7 (f) Sandino Plant

Number of Registered Voters	188	Addendum Included	0
NAME OF CANDIDATES	PARTY	VOTES	% Of Votes Cast
Alexandra Otway-noel	N.N.P.	105	65.22
Bernadette Merle Byer	N.D.C.	53	32.92
Glynis Claudia B. Roberts	NUF	2	1.24
Rejected Ballots		1	0.62
Total Ballots Cast		161	100.00
<i>Spoilt Ballots</i>	<i>0</i>		

Polling Division

Lo8 (a) Calliste Government School

Number of Registered Voters	347	Addendum Included	0
NAME OF CANDIDATES	PARTY	VOTES	% Of Votes Cast
Alexandra Otway-noel	N.N.P.	175	59.73
Bernadette Merle Byer	N.D.C.	112	38.23
Glynis Claudia B. Roberts	NUF	5	1.71
Rejected Ballots		1	0.34
Total Ballots Cast		293	100.00
<i>Spoilt Ballots</i>		0	

Polling Division

Lo8 (b) Calliste Government School

Number of Registered Voters	299	Addendum Included	0
NAME OF CANDIDATES	PARTY	VOTES	% Of Votes Cast
Alexandra Otway-noel	N.N.P.	151	59.68
Bernadette Merle Byer	N.D.C.	100	39.53
Glynis Claudia B. Roberts	NUF	2	0.79
Rejected Ballots		0	0.00
Total Ballots Cast		253	100.00
<i>Spoilt Ballots</i>		0	

Polling Division

Lo8 (c) - Calliste Government School

Number of Registered Voters	247	Addendum Included	0
NAME OF CANDIDATES	PARTY	VOTES	% Of Votes Cast
Alexandra Otway-noel	N.N.P.	128	62.44
Bernadette Merle Byer	N.D.C.	74	36.10
Glynis Claudia B. Roberts	NUF	3	1.46
Rejected Ballots		0	0.00
Total Ballots Cast		205	100.00
<i>Spoilt Ballots</i>		0	

Polling Division

Lo8 (d) Calliste Government School

Number of Registered Voters	292	Addendum Included	0
NAME OF CANDIDATES	PARTY	VOTES	% Of Votes Cast
Alexandra Otway-noel	N.N.P.	147	58.57
Bernadette Merle Byer	N.D.C.	102	40.64
Glynis Claudia B. Roberts	NUF	2	0.80
Rejected Ballots		0	0.00
Total Ballots Cast		251	100.00
<i>Spoilt Ballots</i>		0	

Polling Division

Lo8 (e) - Calliste Government School

Number of Registered Voters	333	Addendum Included	0
NAME OF CANDIDATES	PARTY	VOTES	% Of Votes Cast
Alexandra Otway-noel	N.N.P.	179	61.30
Bernadette Merle Byer	N.D.C.	107	36.64
Glynis Claudia B. Roberts	NUF	6	2.05
Rejected Ballots		0	0.00
Total Ballots Cast		292	100.00
<i>Spoilt Ballots</i>		0	

GRENADA GENERAL ELECTIONS 2013

Constituency of Saint John [M]

Polling Division

MO1 (a) St. John's Anglican School		Police Included	60
Number of Registered Voters	286	Addendum Included	0
NAME OF CANDIDATES	PARTY	VOTES	% Of Votes Cast
George A. Vincent	N.D.C.	122	47.29
Alvin Martin Da Breo	N.N.P.	131	50.78
Lyntonia Welch	GRP	1	0.39
Rejected Ballots		4	1.55
Total Ballots Cast		258	100.00
<i>Spoilt Ballots</i>	<i>2</i>		

Polling Division

MO1 (b) St. John's Anglican School		Addendum Included	0
Number of Registered Voters	183		
NAME OF CANDIDATES	PARTY	VOTES	% Of Votes Cast
George A. Vincent	N.D.C.	98	60.12
Alvin Martin Da Breo	N.N.P.	64	39.26
Lyntonia Welch	GRP	0	0.00
Rejected Ballots		1	0.61
Total Ballots Cast		163	100.00
Total Ballots Cast			
<i>Spoilt Ballots</i>	<i>0</i>		

Polling Division

MO2 (a) St. John's R.C. School - Pre-School Department		Addendum Included	0
Number of Registered Voters	321		
NAME OF CANDIDATES	PARTY	VOTES	% Of Votes Cast
George A. Vincent	N.D.C.	151	54.32
Alvin Martin Da Breo	N.N.P.	127	45.68
Lyntonia Welch	GRP	0	0.00
Rejected Ballots		0	0.00
Total Ballots Cast		278	100.00
<i>Spoilt Ballots</i>	<i>0</i>		

Polling Division

Mo2 (b) St. John's R.C. School - Pre-School Department

Number of Registered Voters	304	Addendum Included	0
NAME OF CANDIDATES	PARTY	VOTES	% Of Votes Cast
George A. Vincent	N.D.C.	139	51.87
Alvin Martin Da Breo	N.N.P.	127	47.39
Lyntonia Welch	GRP	0	0.00
Rejected Ballots		2	0.75
Total Ballots Cast		268	100.00
<i>Spoilt Ballots</i>	<i>0</i>		

Polling Division

Mo3 (a) Gouyave Methodist Church

Number of Registered Voters	256	Addendum Included	1
NAME OF CANDIDATES	PARTY	VOTES	% Of Votes Cast
George A. Vincent	N.D.C.	100	44.44
Alvin Martin Da Breo	N.N.P.	125	55.56
Lyntonia Welch	GRP	0	0.00
Rejected Ballots		0	0.00
Total Ballots Cast		225	100.00
<i>Spoilt Ballots</i>	<i>0</i>		

Polling Division

Mo3 (b) Gouyave Methodist Church

Number of Registered Voters	229	Addendum Included	0
NAME OF CANDIDATES	PARTY	VOTES	% Of Votes Cast
George A. Vincent	N.D.C.	102	49.04
Alvin Martin Da Breo	N.N.P.	105	50.48
Lyntonia Welch	GRP	1	0.48
Rejected Ballots		0	0.00
Total Ballots Cast		208	100.00
<i>Spoilt Ballots</i>	<i>0</i>		

Polling Division

MO4 (a) - Grand Roy Government School

Number of Registered Voters	285	Addendum Included	0
NAME OF CANDIDATES	PARTY	VOTES	% Of Votes Cast
George A. Vincent	N.D.C.	111	43.87
Alvin Martin Da Breo	N.N.P.	139	54.94
Lyntonia Welch	GRP	1	0.40
Rejected Ballots		2	0.79
Total Ballots Cast		253	100.00
<i>Spoilt Ballots</i>	1		

Polling Division

MO4 (b) - Grand Roy Government School

Number of Registered Voters	259	Addendum Included	0
NAME OF CANDIDATES	PARTY	VOTES	% Of Votes Cast
George A. Vincent	N.D.C.	83	35.93
Alvin Martin Da Breo	N.N.P.	147	63.64
Lyntonia Welch	GRP	0	0.00
Rejected Ballots		1	0.43
Total Ballots Cast		231	100.00
<i>Spoilt Ballots</i>	0		

Polling Division

MO4 (c) - Grand Roy Government School

Number of Registered Voters	258	Addendum Included	0
NAME OF CANDIDATES	PARTY	VOTES	% Of Votes Cast
George A. Vincent	N.D.C.	84	37.33
Alvin Martin Da Breo	N.N.P.	138	61.33
Lyntonia Welch	GRP	3	1.33
Rejected Ballots		0	0.00
Total Ballots Cast		225	100.00
<i>Spoilt Ballots</i>	0		

Polling Division

MO5 (a) - Concord Government School

Number of Registered Voters	328	Addendum Included	0
NAME OF CANDIDATES	PARTY	VOTES	% Of Votes Cast
George A. Vincent	N.D.C.	91	31.16
Alvin Martin Da Breo	N.N.P.	198	67.81
Lyntonia Welch	GRP	1	0.34
Rejected Ballots		2	0.68
Total Ballots Cast		292	100.00
<i>Spoilt Ballots</i>	0		

Polling Division

MO5 (b) - Concord Government School

Number of Registered Voters	365	Addendum Included	0
NAME OF CANDIDATES	PARTY	VOTES	% Of Votes Cast
George A. Vincent	N.D.C.	87	26.44
Alvin Martin Da Breo	N.N.P.	236	71.73
Lyntonia Welch	GRP	0	0.00
Rejected Ballots		6	1.82
Total Ballots Cast		329	100.00
<i>Spoilt Ballots</i>	<i>0</i>		

Polling Division

MO6 - Florida Medical Station

Number of Registered Voters	182	Addendum Included	0
NAME OF CANDIDATES	PARTY	VOTES	% Of Votes Cast
George A. Vincent	N.D.C.	48	30.57
Alvin Martin Da Breo	N.N.P.	109	69.43
Lyntonia Welch	GRP	0	0.00
Rejected Ballots		0	0.00
Total Ballots Cast		157	100.00
<i>Spoilt Ballots</i>	<i>0</i>		

Polling Division

MO7 (a) - Cocoa Grove Community Centre

Number of Registered Voters	358	Addendum Included	0
NAME OF CANDIDATES	PARTY	VOTES	% Of Votes Cast
George A. Vincent	N.D.C.	138	44.37
Alvin Martin Da Breo	N.N.P.	173	55.63
Lyntonia Welch	GRP	0	0.00
Rejected Ballots		0	0.00
Total Ballots Cast		311	100.00
<i>Spoilt Ballots</i>	<i>0</i>		

Polling Division

MO7 (b) - Cocoa Grove Community Centre

Number of Registered Voters	308	Addendum Included	0
NAME OF CANDIDATES	PARTY	VOTES	% Of Votes Cast
George A. Vincent	N.D.C.	125	49.21
Alvin Martin Da Breo	N.N.P.	127	50.00
Lyntonia Welch	GRP	0	0.00
Rejected Ballots		2	0.79
Total Ballots Cast		254	100.00
<i>Spoilt Ballots</i>	<i>0</i>		

Polling Division

Mo8 (a) - Mt. Nesbit Community Centre

Number of Registered Voters	251	Addendum Included	0
NAME OF CANDIDATES	PARTY	VOTES	% Of Votes Cast
George A. Vincent	N.D.C.	105	46.88
Alvin Martin Da Breo	N.N.P.	119	53.13
Lyntonia Welch	GRP	0	0.00
Rejected Ballots		0	0.00
Total Ballots Cast		224	100.00
<i>Spoilt Ballots</i>	0		

Polling Division

Mo8 (b) - Mt. Nesbit Community Centre

Number of Registered Voters	218	Addendum Included	0
NAME OF CANDIDATES	PARTY	VOTES	% Of Votes Cast
George A. Vincent	N.D.C.	103	53.93
Alvin Martin Da Breo	N.N.P.	88	46.07
Lyntonia Welch	GRP	0	0.00
Rejected Ballots		0	0.00
Total Ballots Cast		191	100.00
<i>Spoilt Ballots</i>	0		

Polling Division

Mo9 - Clozier Community Centre

Number of Registered Voters	193	Addendum Included	0
NAME OF CANDIDATES	PARTY	VOTES	% Of Votes Cast
George A. Vincent	N.D.C.	59	33.33
Alvin Martin Da Breo	N.N.P.	117	66.10
Lyntonia Welch	GRP	0	0.00
Rejected Ballots		1	0.56
Total Ballots Cast		177	100.00
<i>Spoilt Ballots</i>	0		

Constituency of Saint Mark [N]

Polling Station

NO1 - Maran Community Centre

Number of Registered Voters	246	Addendum Included	0
% Of Votes Cast			
NAME OF CANDIDATES	PARTY	VOTES	
Clarice Modeste-Curwen	NNP	158	73.15
Denneth Mathew Modeste	NDC	58	26.85
Rejected Ballots		0	0.00
Total Ballots Cast		216	100.00
<i>Spoilt Ballots</i>		<i>0</i>	

Polling Station

NO2 (a) - Victoria Pre Primary School

Number of Registered Voters	240	Addendum Included	0
% Of Votes Cast			
NAME OF CANDIDATES	PARTY	VOTES	
Clarice Modeste-Curwen	NNP	144	66.67
Denneth Mathew Modeste	NDC	71	32.87
Rejected Ballots		1	0.46
Total Ballots Cast		216	100.00
<i>Spoilt Ballots</i>		<i>0</i>	

Polling Station

NO2 (b) - Victoria Pre Primary School

Number of Registered Voters	252	Addendum Included	0
% Of Votes Cast			
NAME OF CANDIDATES	PARTY	VOTES	
Clarice Modeste-Curwen	NNP	145	66.82
Denneth Mathew Modeste	NDC	71	32.72
Rejected Ballots		1	0.46
Total Ballots Cast		217	100.00
<i>Spoilt Ballots</i>		<i>0</i>	

Polling Station

NO2 (c) - Victoria Pre Primary School

Number of Registered Voters	237	Addendum Included	1
NAME OF CANDIDATES	PARTY	VOTES	% Of Votes Cast
Clarice Modeste-Curwen	NNP	157	71.69
Denneth Mathew Modeste	NDC	60	27.40
Rejected Ballots		2	0.91
Total Ballots Cast		219	100.00
<i>Spoilt Ballots</i>	0		

Polling Station

NO3 (a) - Parliamentary Elections Constituency
Office

Number of Registered Voters	282	Police Included Addendum Included	37 0
NAME OF CANDIDATES	PARTY	VOTES	% Of Votes Cast
Clarice Modeste-Curwen	NNP	176	70.40
Denneth Mathew Modeste	NDC	74	29.60
Rejected Ballots		0	0.00
Total Ballots Cast		250	100.00
<i>Spoilt Ballots</i>	0		

Polling Station

NO3 (b) - Parliamentary Elections Constituency Office

Number of Registered Voters	205	Addendum Included	0
NAME OF CANDIDATES	PARTY	VOTES	% Of Votes Cast
Clarice Modeste-Curwen	NNP	110	60.77
Denneth Mathew Modeste	NDC	70	38.67
Rejected Ballots		1	0.55
Total Ballots Cast		181	100.00
<i>Spoilt Ballots</i>	0		

Polling Station

No4 (a) - St. Mark's Secondary School

Number of Registered Voters	283	Addendum Included	0
NAME OF CANDIDATES	PARTY	VOTES	% Of Votes Cast
Clarice Modeste-Curwen	NNP	169	65.00
Denneth Mathew Modeste	NDC	89	34.23
Rejected Ballots		2	0.77
Total Ballots Cast		260	100.00
<i>Spoilt Ballots</i>	0		

Polling Station

No4 (b) - St. Mark's Secondary School

Number of Registered Voters	179	Addendum Included	0
NAME OF CANDIDATES	PARTY	VOTES	% Of Votes Cast
Clarice Modeste-Curwen	NNP	117	75.00
Denneth Mathew Modeste	NDC	38	24.36
Rejected Ballots		1	0.64
Total Ballots Cast		156	100.00
<i>Spoilt Ballots</i>	0		

Polling Station

No4 (c) - St. Mark's Secondary School

Number of Registered Voters	194	Addendum Included	0
NAME OF CANDIDATES	PARTY	VOTES	% Of Votes Cast
Clarice Modeste-Curwen	NNP	108	65.45
Denneth Mathew Modeste	NDC	57	34.55
Rejected Ballots		0	0.00
Total Ballots Cast		165	100.00
<i>Spoilt Ballots</i>	0		

Polling Station

No5 (a) - Mrs. De Allie's Residence, Duquesnse

Number of Registered Voters	209	Addendum Included	0
NAME OF CANDIDATES	PARTY	VOTES	% Of Votes Cast
Clarice Modeste-Curwen	NNP	133	71.12
Denneth Mathew Modeste	NDC	54	28.88
Rejected Ballots		0	0.00
Total Ballots Cast		187	100.00
<i>Spoilt Ballots</i>	0		

Polling Station

No5 (b) - Mrs. De Allie's Residence, Duquesnse

Number of Registered Voters	209	Addendum Included	0
NAME OF CANDIDATES	PARTY	VOTES	% Of Votes Cast
Clarice Modeste-Curwen	NNP	139	74.73
Denneth Mathew Modeste	NDC	46	24.73
Rejected Ballots		1	0.54
Total Ballots Cast		186	100.00
<i>Spoilt Ballots</i>	0		

Polling Station

No6 - Samaritan Presbyterian School

Number of Registered Voters	294	Addendum Included	0
NAME OF CANDIDATES	PARTY	VOTES	% Of Votes Cast
Clarice Modeste-Curwen	NNP	164	62.60
Denneth Mathew Modeste	NDC	97	37.02
Rejected Ballots		1	0.38
Total Ballots Cast		262	100.00
<i>Spoilt Ballots</i>	0		

Constituency of Saint Patrick East [P]

Polling Station

P01 - Hermitage Government School

NAME OF CANDIDATES	PARTY	VOTES	% Of Votes Cast
Number of Registered Voters		335	1
		Police Included	
		Addendum Included	
Clifton David Paul	N.N.P.	143	44.41
Tillman Joseph Thomas	N.D.C.	177	54.97
Valdon Crosley Paul	NUF	1	0.31
Winston Earl Frederick	PULP	0	0.00
Rejected Ballots		1	0.31
Total Ballots Cast		322	100.00
<i>Spoilt Ballots</i>		<i>0</i>	

Polling Station

P02 - Mt. Rose S.D.A. School

NAME OF CANDIDATES	PARTY	VOTES	% Of Votes Cast
Number of Registered Voters		342	0
		Addendum Included	
Clifton David Paul	N.N.P.	116	37.66
Tillman Joseph Thomas	N.D.C.	187	60.71
Valdon Crosley Paul	NUF	1	0.32
Winston Earl Frederick	PULP	4	1.30
Rejected Ballots		0	0.00
Total Ballots Cast		308	100.00
<i>Spoilt Ballots</i>		<i>0</i>	

Polling Station

P03 (a) - River Sallee Government School

NAME OF CANDIDATES	PARTY	VOTES	% Of Votes Cast
Number of Registered Voters		289	0
		Addendum Included	
Clifton David Paul	N.N.P.	184	69.96
Tillman Joseph Thomas	N.D.C.	76	28.90
Valdon Crosley Paul	NUF	1	0.38
Winston Earl Frederick	PULP	2	0.76
Rejected Ballots		0	0.00
Total Ballots Cast		263	100.00
<i>Spoilt Ballots</i>		<i>0</i>	

Polling Station

P03 (b) - River Sallee Government School

Number of Registered Voters	279	Addendum Included	0
NAME OF CANDIDATES	PARTY	VOTES	% Of Votes Cast
Clifton David Paul	N.N.P.	180	69.77
Tillman Joseph Thomas	N.D.C.	74	28.68
Valdon Crosley Paul	NUF	2	0.78
Winston Earl Frederick	PULP	0	0.00
Rejected Ballots		2	0.78
Total Ballots Cast		258	100.00
<i>Spoilt Ballots</i>	5		

Polling Station

P03 (C) - River Sallee Government School

Number of Registered Voters	276	Addendum Included	0
NAME OF CANDIDATES	PARTY	VOTES	% Of Votes Cast
Clifton David Paul	N.N.P.	139	56.50
Tillman Joseph Thomas	N.D.C.	102	41.46
Valdon Crosley Paul	NUF	3	1.22
Winston Earl Frederick	PULP	0	0.00
Rejected Ballots		2	0.81
Total Ballots Cast		246	100.00
<i>Spoilt Ballots</i>	0		

Polling Station

P04 - Jim Cornwall's Premises, Morne Fendue

Number of Registered Voters	298	Addendum Included	0
NAME OF CANDIDATES	PARTY	VOTES	% Of Votes Cast
Clifton David Paul	N.N.P.	111	43.19
Tillman Joseph Thomas	N.D.C.	143	55.64
Valdon Crosley Paul	NUF	0	0.00
Winston Earl Frederick	PULP	1	0.39
Rejected Ballots		2	0.78
Total Ballots Cast		257	100.00
<i>Spoilt Ballots</i>	0		

Polling Station

P05 (a) - Rose Hill Pre Primary School

Number of Registered Voters	324	Addendum Included	0
NAME OF CANDIDATES	PARTY	VOTES	% Of Votes Cast
Clifton David Paul	N.N.P.	166	57.04
Tillman Joseph Thomas	N.D.C.	119	40.89
Valdon Crosley Paul	NUF	4	1.37
Winston Earl Frederick	PULP	0	0.00
Rejected Ballots		2	0.69
Total Ballots Cast		291	100.00
<i>Spoilt Ballots</i>	4		

Polling Station

P05 (b) - Rose Hill Pre Primary School

Number of Registered Voters	306	Addendum Included	0
NAME OF CANDIDATES	PARTY	VOTES	% Of Votes Cast
Clifton David Paul	N.N.P.	146	52.90
Tillman Joseph Thomas	N.D.C.	126	45.65
Valdon Crosley Paul	NUF	1	0.36
Winston Earl Frederick	PULP	2	0.72
Rejected Ballots		1	0.36
Total Ballots Cast		276	100.00
<i>Spoilt Ballots</i>	0		

Polling Station

P06 (a) - St. Patrick's Anglican School

Number of Registered Voters	295	Addendum Included	0
NAME OF CANDIDATES	PARTY	VOTES	% Of Votes Cast
Clifton David Paul	N.N.P.	102	39.38
Tillman Joseph Thomas	N.D.C.	150	57.92
Valdon Crosley Paul	NUF	1	0.39
Winston Earl Frederick	PULP	2	0.77
Rejected Ballots		4	1.54
Total Ballots Cast		259	100.00
<i>Spoilt Ballots</i>	0		

Polling Station

Po6 (b) - St. Patrick's Anglican School

Number of Registered Voters

267

Police Included

48

Addendum Included

0

NAME OF CANDIDATES	PARTY	VOTES	% Of Votes Cast
Clifton David Paul	N.N.P.	118	48.76
Tillman Joseph Thomas	N.D.C.	123	50.83
Valdon Crosley Paul	NUF	0	0.00
Winston Earl Frederick	PULP	0	0.00
Rejected Ballots		1	0.41
Total Ballots Cast		242	100.00
<i>Spoilt Ballots</i>		<i>0</i>	

GRENADA GENERAL ELECTIONS 2013

Constituency of Saint Patrick West [R]

Polling Station

RO1 - Hermitage Medical Station		Police Included	71
Number of Registered Voters		421	Addendum Included 0
NAME OF CANDIDATES	PARTY	VOTES	% Of Votes Cast
Anthony Boatswain	NNP	215	54.71
Joseph Andall	NDC	178	45.29
Rejected Ballots		0	0.00
Total Ballots Cast		393	100.00
<i>Spoilt Ballots</i>		<i>0</i>	

Polling Station

RO2 (a) - Mt. Rich Pre School		Addendum Included	0
Number of Registered Voters		205	
NAME OF CANDIDATES	PARTY	VOTES	% Of Votes Cast
Anthony Boatswain	NNP	90	47.37
Joseph Andall	NDC	100	52.63
Rejected Ballots		0	0.00
Total Ballots Cast		190	100.00
<i>Spoilt Ballots</i>		<i>0</i>	

Polling Station

RO2 (b) - Mt. Rich Pre School		Addendum Included	0
Number of Registered Voters		212	
NAME OF CANDIDATES	PARTY	VOTES	% Of Votes Cast
Anthony Boatswain	NNP	86	43.43
Joseph Andall	NDC	112	56.57
Rejected Ballots		0	0.00
Total Ballots Cast		198	100.00
<i>Spoilt Ballots</i>		<i>0</i>	

Polling Station

RO3 (a) - TAMCC, Sauteurs

Number of Registered Voters	304	Addendum Included	0
NAME OF CANDIDATES	PARTY	VOTES	% Of Votes Cast
Anthony Boatswain	NNP	133	48.19
Joseph Andall	NDC	142	51.45
Rejected Ballots		1	0.36
Total Ballots Cast		276	100.00
<i>Spoilt Ballots</i>		0	

Polling Station

RO3 (b) - TAMCC, Sauteurs

Number of Registered Voters	306	Addendum Included	0
NAME OF CANDIDATES	PARTY	VOTES	% Of Votes Cast
Anthony Boatswain	NNP	121	44.16
Joseph Andall	NDC	153	55.84
Rejected Ballots		0	0.00
Total Ballots Cast		274	100.00
<i>Spoilt Ballots</i>		0	

Polling Station

RO4 - Sauteurs R. C. School

Number of Registered Voters	215	Addendum Included	0
NAME OF CANDIDATES	PARTY	VOTES	% Of Votes Cast
Anthony Boatswain	NNP	62	33.88
Joseph Andall	NDC	120	65.57
Rejected Ballots		1	0.55
Total Ballots Cast		183	100.00
<i>Spoilt Ballots</i>		0	

Polling Station

RO5 (a) - Mac Donald's College

Number of Registered Voters	234	Addendum Included	0
NAME OF CANDIDATES	PARTY	VOTES	% Of Votes Cast
Anthony Boatswain	NNP	137	62.27
Joseph Andall	NDC	83	37.73
Rejected Ballots		0	0.00
Total Ballots Cast		220	100.00
<i>Spoilt Ballots</i>		0	

Polling Station

RO5 (b) - Mac Donald's College

Number of Registered Voters	208	Addendum Included	0
NAME OF CANDIDATES	PARTY	VOTES	% Of Votes Cast
Anthony Boatswain	NNP	106	56.08
Joseph Andall	NDC	83	43.92
Rejected Ballots		0	0.00
Total Ballots Cast		189	100.00
<i>Spoilt Ballots</i>		0	

Polling Station

RO6 (a) - Fond Community Centre

Number of Registered Voters	237	Addendum Included	0
NAME OF CANDIDATES	PARTY	VOTES	% Of Votes Cast
Anthony Boatswain	NNP	126	61.76
Joseph Andall	NDC	78	38.24
Rejected Ballots		0	0.00
Total Ballots Cast		204	100.00
<i>Spoilt Ballots</i>		0	

Polling Station

RO6 (b) - Fond Community Centre

Number of Registered Voters	238	Addendum Included	0
NAME OF CANDIDATES	PARTY	VOTES	% Of Votes Cast
Anthony Boatswain	NNP	130	59.09
Joseph Andall	NDC	89	40.45
Rejected Ballots		1	0.45
Total Ballots Cast		220	100.00
<i>Spoilt Ballots</i>		0	

Polling Station

RO7 - Mt. Alexander Pentecostal Church, Prospect

Number of Registered Voters	236	Addendum Included	0
NAME OF CANDIDATES	PARTY	VOTES	% Of Votes Cast
Anthony Boatswain	NNP	128	59.53
Joseph Andall	NDC	87	40.47
Rejected Ballots		0	0.00
Total Ballots Cast		215	100.00

Spoilt Ballots 0

Polling Station

RO8 (a) - Chantimelle R. C. School

Number of Registered Voters	266	Addendum Included	0
NAME OF CANDIDATES	PARTY	VOTES	% Of Votes Cast
Anthony Boatswain	NNP	152	63.07
Joseph Andall	NDC	89	36.93
Rejected Ballots		0	0.00
Total Ballots Cast		241	100.00

Spoilt Ballots 0

Polling Station

RO8 (b) - Chantimelle R. C. School

Number of Registered Voters	236	Addendum Included	0
NAME OF CANDIDATES	PARTY	VOTES	% Of Votes Cast
Anthony Boatswain	NNP	135	62.50
Joseph Andall	NDC	80	37.04
Rejected Ballots		1	0.46
Total Ballots Cast		216	100.00

Spoilt Ballots 0

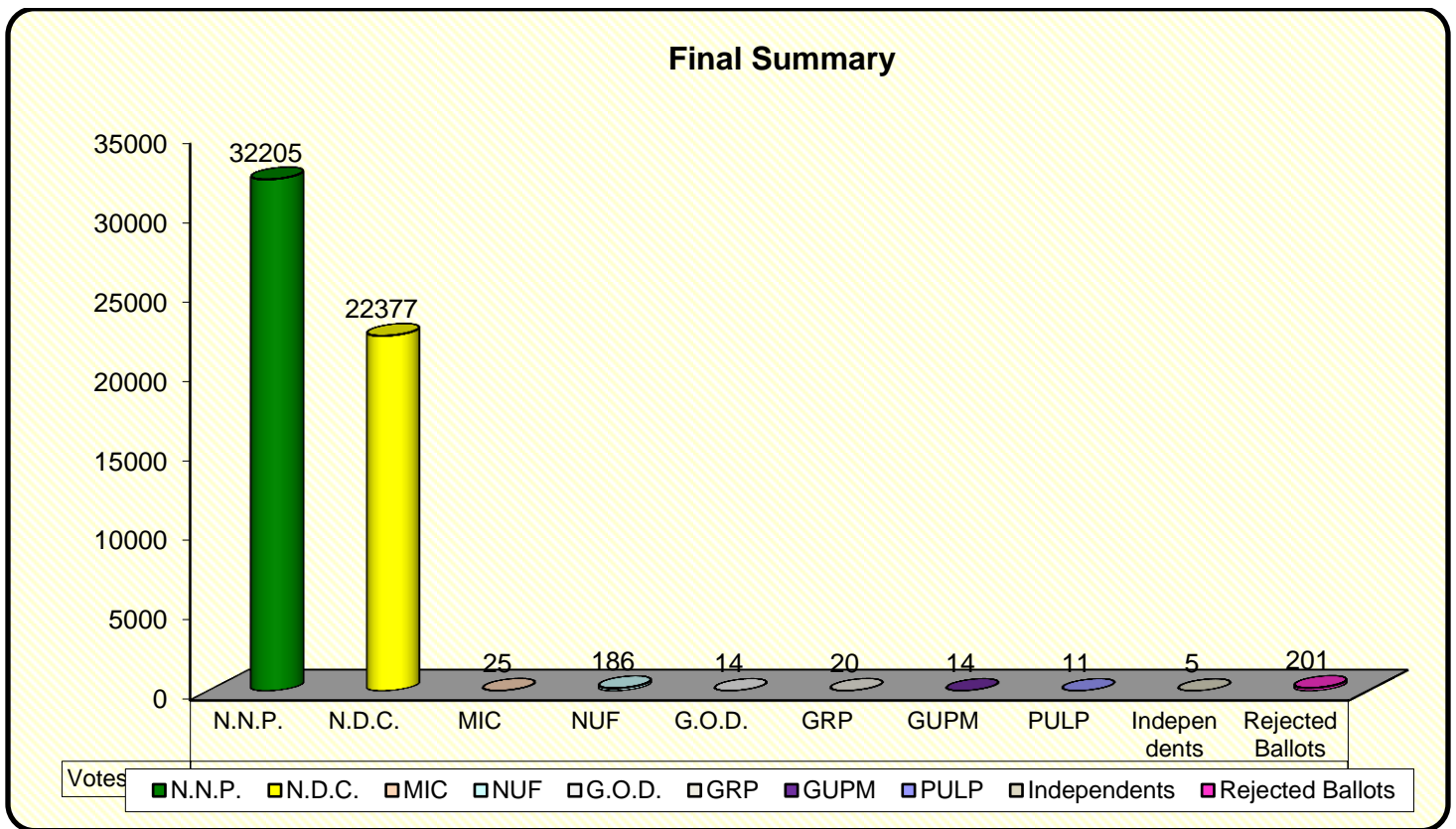
Polling Station

RO9 - Presbyterian Church Hall, Union

Number of Registered Voters	246	Addendum Included	0
NAME OF CANDIDATES	PARTY	VOTES	% Of Votes Cast
Anthony Boatswain	NNP	118	54.13
Joseph Andall	NDC	100	45.87
Rejected Ballots		0	0.00
Total Ballots Cast		218	100.00

Spoilt Ballots 0

Final Summary



Thanks to the Electorate, Returning Officers, Election Clerks, Presiding Officers, Poll Clerks, Marshalls, Observers, Media Personnel, Police Officers and the staff at the Parliamentary Elections Office.

Thank you for the opportunity to serve and all the support given in the execution of this process.

Democracy is alive and well in Grenada.